NOTE:
COORDINATE WITH
ARCHITECTUAL DRAWINGS.

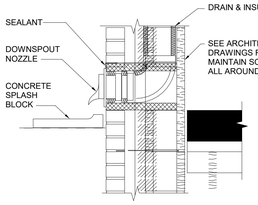

11	DSN-1 - DOWNSPOUT NOZZLE DETAIL
P001	NO SCALE

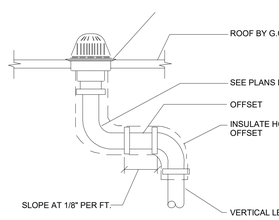

10	ROOF DRAIN PIPING DETAIL
P001	NO SCALE

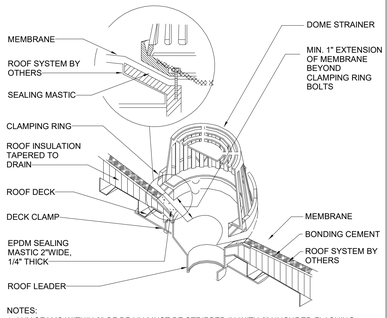

NOTES:
1. ANY SEAMS WITHIN 6" OF DRAIN MUST BE STRIPPED IN WITH 6" UNCURED FLASHING.
2. NO SEAMS ALLOWED IN CLAMPING RING AREA.
3. EMERGENCY ROOF DRAINS SHALL HAVE A 2" WATER DAM.

9	ROOF DRAIN (PRIMARY & EMERGENCY)
P001	NO SCALE

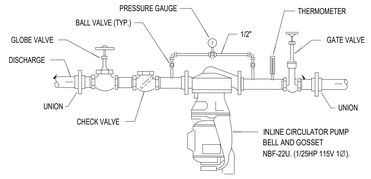

8	RCP-1 - RECIRCULATION PUMP DETAIL
P001	NO SCALE

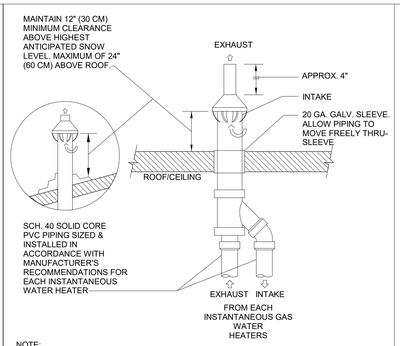

NOTE:
REFER TO WATER HEATER'S MANUFACTURER'S INSTRUCTIONS AND RECOMMENDATIONS FOR CONCENTRIC VENT INSTALLATION.

7	**CONCENTRIC VENTING VERTICAL TERMINATION**
P001	NO SCALE

6	**GWH-1 - GAS WATER HEATER DETAIL**
P001	NO SCALE CC

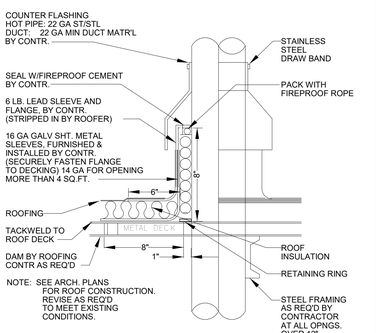

5	PIPE THRU ROOF
P001	NO SCALE

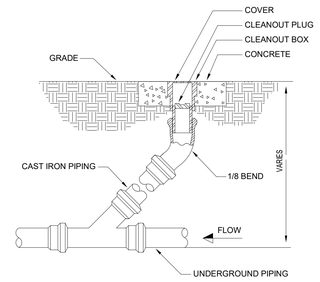

4	GRADE CLEANOUT PIPING
P001	NO SCALE

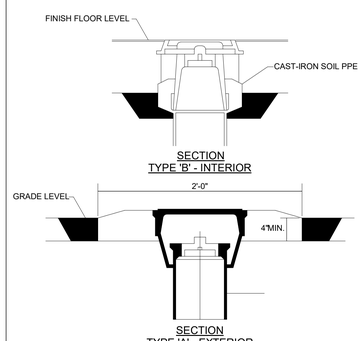

3	CLEANOUT DETAIL
P001	NO SCALE

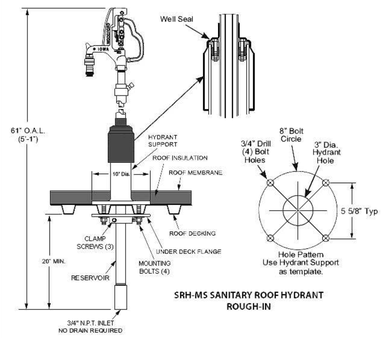

2	ROOF HYDRANT
P001	NO SCALE

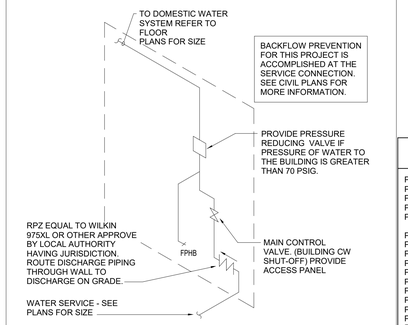

1	BUILDING WATER SERVICE RISER
P001	NO SCALE

PLUMBING MATERIALS AND NOTES

DOMESTIC WATER PIPING:

1. DOMESTIC WATER PIPING AND JOINTS BELOW GRADE: PROVIDE TYPE 'K' SOFT ANNEALED SEAMLESS COPPER TUBING (ASTM B 88) WITH NO JOINTS FOR PIPING 2-1/2" AND SMALLER. PROVIDE DUCTILE IRON PIPE AND FITTINGS (AWWA C151, AWWA C110) WITH RUBBER GASKET JOINTS AND RODS (AWWA C111) PIPING 3" AND LARGER.

2. DOMESTIC WATER PIPING AND JOINTS ABOVE GRADE- 2" DIAMETER PIPE AND SMALLER PROVIDE TYPE 'L' HARD DRAWN SEAMLESS COPPER TUBING (ASTM B 88) AND CAST COPPER ALLOY FITTINGS (ASME B16.18). 3" DIAMETER PIPE AND LARGER: PROVIDE SCHEDULE 40 GALVANIZED STEEL PIPE, WITH MALLEABLE IRON SCREWED FITTINGS.JOINTS 1" AND SMALLER SHALL BE LEAD FREE 95-5 TIN/SILVER SOLDER JOINTS (ASTM B 32). JOINTS 1-1/4" AND LARGER SHALL BE BCUP SILVER/PHOSPHORUS/COPPER BRAZED JOINTS (AWS A5.8) OR PROVIDE COPPER PIPE AND FITTINGS AS SPECIFIED ABOVE EXCEPT WITH GROOVED ENDS (ASTM B 88, ASME B16.18) AND JOINTS UTILIZING GROOVED MECHANICAL COUPLINGS MEETING (ASTM F1476). CPVC EQUAL TO CHARLOTTE PIPE FLOW GUARD GOLD IS APPROVED.

3. STERILIZE THE DOMESTIC WATER SYSTEM IN ACCORDANCE WITH THE AMERICAN WATER WORKS ASSOCIATION'S SPECIFICATIONS AND LOCAL HEALTH DEPARTMENT REGULATIONS.

4. INSULATE DOMESTIC WATER PIPING ABOVE GRADE (EXCEPT EXPOSED CONNECTIONS TO PLUMBING FIXTURES) WITH GLASS FIBER INSULATION HAVING A VAPOR BARRIER AND JACKET. PIPE INSULATION SHALL HAVE A CONDUCTIVITY NOT EXCEEDING 0.27 BTUH x SQ. FT. FOLLOW SCHEDULE BELOW:

SERVICE TYPE	PIPE SIZES	INSULATION THICKNESS
DOMESTIC HOT WATER & CIRCULATION	1/2" - 1-1/4"	1"
DOMESTIC HOT WATER & CIRCULATION	1-1/2" - 4"	1-1/2"
DOMESTIC COLD WATER	1/2" - 1-1/4"	1/2"
DOMESTIC COLD WATER	1-1/2" - 4"	1"

5. DOMESTIC WATER PIPING INSULATION, JACKETS, COVERINGS, SEALERS, MASTICS AND ADHESIVES ARE REQUIRED TO MEET A FLAME-SPREAD RATING OF 25 OR LESS AND A SMOKE-DEVELOPED RATING OF 50 OR LESS, AS TESTED BY ASTM E84 (NFPA 255) METHOD AND SHALL BE PLENUM RATED.

6. PROVIDE FULL PORT, BALL TYPE SHUT-OFF VALVES AND INSTALL IN A LOCATION THAT PERMITS ACCESS FOR SERVICE WITHOUT DAMAGE TO THE BUILDING OR FINISHED MATERIALS.

7. PROTECT COPPER PIPING AGAINST CONTACT WITH DISSIMILAR METALS. ALL HANGERS, SUPPORTS, ANCHORS AND CLIPS SHALL BE COPPER OR COPPER PLATED. WHERE COPPER PIPING IS CARRIED ON TRAPEZE HANGERS WITH OTHER PIPING, PROVIDE A PERMANENT ELECTROLYTIC ISOLATION MATERIAL TO PREVENT CONTACT WITH DISSIMILAR OTHER METALS.

8. PROTECT COPPER PIPING AGAINST CONTACT WITH ALL MASONRY. WHERE COPPER IS SLEEVED THROUGH MASONRY, PROVIDE COPPER OR RED BRASS SLEEVES. WHERE COPPER MUST BE CONCEALED IN OR AGAINST MASONRY PARTITIONS, PROVIDE A HEAVY COATING OF ASPHALTIC ENAMEL ON THE COPPER PIPING AND 15# ASPHALT SATURATED FELT BETWEEN THE PIPING AND THE MASONRY PARTITION.

9. DOMESTIC WATER PIPING SHALL BE SLOPED FOR DRAINAGE WITH DRAIN VALVES INSTALLED AT LOW POINTS.

SANITARY WASTE / VENT AND STORM PIPING:

1. SANITARY WASTE AND STORM DRAIN PIPING BELOW GRADE: PROVIDE SCHEDULE 40 PVC PIPE AND SOCKET FITTINGS (ASTM D 2665) WITH SOLVENT WELD JOINTS (ASTM D2855). FOAM CORE PVC PIPE IS NOT APPROVED.

2. SANITARY WASTE/VENT AND STORM DRAIN PIPING ABOVE GRADE: PROVIDE SCHEDULE 40 PVC PIPE AND SOCKET FITTINGS (ASTM D 2665) WITH SOLVENT WELD JOINTS (ASTM D2855). FOAM CORE PIPE IS NOT APPROVED. DO NOT INSTALL PVC PIPING IN RETURN AIR PLENUMS. (PIPING INSTALLED IN RETURN AIR PLENUMS SHALL BE STANDARD WEIGHT CAST IRON "NO-HUB" WITH HEAVY DUTY NO-HUB COUPLINGS CERTIFIED BY CISPI 310 AND NSF INTERNATIONAL.)

3. SLOPE SANITARY WASTE AND STORM DRAIN PIPING AT 1/4" PER FOOT MINIMUM FOR PIPING 2-1/2" AND SMALLER AND 1/8" PER FOOT MINIMUM FOR PIPING 3" AND LARGER UNLESS NOTED OTHERWISE. SLOPE ANY KITCHEN WASTE PIPING SHALL BE SLOPED AT 1/4" PER FOOT MINIMUM.

4. PROVIDE CLEAN-OUTS AT THE BASE OF SANITARY WASTE STACKS AND STORM DRAIN RISERS AND AT EVERY TURN IN PIPING IN EXCESS OF 45° AND NO FURTHER THAN 100'-0" APART IN A LOCATION THAT PERMITS ACCESS FOR SERVICE WITHOUT DAMAGE TO THE BUILDING OR FINISHED MATERIALS.

5. PROVIDE FLOOR CLEANOUTS WITH HEAVY DUTY TOPS, TRAFFIC RATED FOR FORKLIFTS (NO BRASS) REFER TO NOTES ON FCO SHOWN IN PLUMBING EQUIPMENT SCHEDULE. YARD CLEANOUTS SHALL BE PROVIDED IN AN 18"x18"x6" CONCRETE PAD.

6. WHERE WASTE PIPING IS EXPOSED IN REST ROOM AREAS, PROVIDE CHROME PLATED BRASS PIPING, REMOVABLE P-TRAPS, MATCHING STOPS AND ESCUTCHEONS FOR ALL LAVATORIES.

7. PIPING INSULATION, JACKETS, COVERINGS, SEALERS, MASTICS AND ADHESIVES ARE REQUIRED TO MEET A FLAME-SPREAD RATING OF 25 OR LESS AND A SMOKE-DEVELOPED RATING OF 50 OR LESS, AS TESTED BY ASTM E84 (NFPA 255) METHOD.

PLUMBING GENERAL NOTES

GENERAL REQUIREMENTS:

1. PLUMBING WORK SHALL BE INSTALLED IN ACCORDANCE WITH THE LOCAL AND STATE PLUMBING CODE AND WITH THE REQUIREMENTS OF THE LOCAL AUTHORITY HAVING JURISDICTION.

2. GENERAL AND SPECIAL CONDITIONS ARE HEREBY MADE AN INTEGRAL PART OF THE PLUMBING SPECIFICATIONS INSOFAR AS THE GENERAL AND SPECIAL CONDITIONS ARE APPLICABLE TO THE PLUMBING WORK, UNLESS OTHERWISE SPECIFIED.

3. SCOPE: PROVIDE ALL LABOR, MATERIAL AND EQUIPMENT REQUIRED FOR THE COMPLETION AND OPERATION OF ALL PLUMBING SYSTEMS IN ACCORDANCE WITH ALL APPLICABLE CODES.

4. PERMITS: APPLY AND PAY FOR ALL NECESSARY PERMITS, FEES AND INSPECTIONS REQUIRED BY ANY PUBLIC AUTHORITY HAVING JURISDICTION. ACREAGE CHARGES, FACILITIES CHARGES AND BOND PROPERTY ASSESSMENTS ARE NOT TO BE CONSTRUED TO BE A PART OF THIS CONTRACT.

5. WARRANTY: PROVIDE A ONE YEAR WARRANTY, FROM THE DATE OF ACCEPTANCE OF WORK BY THE OWNER, FOR ALL PLUMBING MATERIALS AND EQUIPMENT.

6. COORDINATE ALL PLUMBING PIPING LOCATIONS, ROUGH-IN LOCATIONS AND EQUIPMENT LOCATIONS WITH OTHER TRADES TO AVOID CONFLICTS AND INTERFERENCES. FINAL PIPING AND EQUIPMENT LOCATIONS SHALL BE A CODE COMPLIANT INSTALLATION FOR ALL TRADES.

7. FIELD VERIFY PROPER OPERATION OF EXISTING SYSTEMS BEFORE STARTING CONSTRUCTION. NOTIFY THE ARCHITECT / ENGINEER OF RECORD OF ANY PROBLEMS OR DISCREPANCIES BETWEEN THE CONSTRUCTION DOCUMENTS AND EXISTING CONDITIONS AND/OR ANY POTENTIAL PROBLEMS OBSERVED BEFORE CONTINUING WORK IN THE EFFECTED AREAS.

8. CUT WALLS, FLOORS AND CEILINGS AS REQUIRED FOR INSTALLATION OF PLUMBING WORK. ALL CUTTING SHALL BE HELD TO A MINIMUM. PATCH AND FINISH SURFACES TO MATCH ADJOINING SURFACES.

9. PLUMBING PLANS SHALL NOT BE SCALED. REFERENCE THE ARCHITECTURAL PLANS FOR ALL LOCATIONS OF PLUMBING FIXTURES, WALLS, DOORS, WINDOWS, ETC.

10. PLUMBING PIPING SHALL BE LOCATED CONCEALED IN WALLS, PARTITIONS OR ABOVE CEILINGS UNLESS NOTED OTHERWISE. PLUMBING PIPING IN WAREHOUSE SHALL BE INSTALLED ABOVE BOTTOM CHORD OF ROOF JOISTS. ROUTE PIPING PARALLEL AND PERPENDICULAR TO COLUMN LINES.

11. PLUMBING PIPING, VENTS, ETC. EXTENDING THROUGH EXTERIOR WALLS AND/OR THE ROOF SHALL BE FLASHED AND COUNTER FLASHED IN A WATERPROOF MANNER. COORDINATE FLASHING WITH THE GENERAL CONTRACTOR.

12. DO NOT INSTALL PLUMBING PIPING IN AREAS SUBJECT TO FREEZING TEMPERATURES. INSTALL PLUMBING PIPING SHOWN IN EXTERIOR WALLS ON THE CONDITIONED SIDE OF THE WALL INSULATION.

13. PROVIDE NON-CONDUCTING DIELECTRIC UNIONS WHENEVER CONNECTING DISSIMILAR METALS.

14. ATTACH HANGERS TO STRUCTURE, HANGERS SHALL NOT ATTACH TO THE DECK.

15. PROVIDE ACCESS DOORS FOR VALVES, WATER HAMMER ARRESTORS, TRAP PRIMERS, ETC. CONCEALED IN MASONRY WALLS, GYPBOARD WALLS AND/OR CEILINGS THAT WILL REQUIRE MAINTENANCE ACCESS.

16. PLUMBING SYSTEMS INCLUDE, BUT ARE NOT LIMITED TO:
PLUMBING FIXTURES AND EQUIPMENT, FIRE STOPPING, SEISMIC BRACING, PIPE IDENTIFICATION, DOMESTIC WATER SYSTEM, SANITARY WASTE AND VENT SYSTEM, STORM DRAIN SYSTEM, NATURAL GAS SYSTEM

PLUMBING FIXTURES AND EQUIPMENT:

1. PROVIDE COMPLETE PLUMBING FIXTURES AND EQUIPMENT. INCLUDE SUPPLIES, STOPS, VALVES, FAUCETS, DRAINS, TRAPS, TAIL PIECES, ESCUTCHEONS, ETC.

2. PLUMBING FIXTURES AND EQUIPMENT SHALL BE INSTALLED PER THE MANUFACTURER'S RECOMMENDATIONS AND INSTALLATION INSTRUCTIONS.

3. THE PLUMBING CONTRACTOR IS RESPONSIBLE FOR ALL COSTS ASSOCIATED WITH SUBSTITUTIONS TO SPECIFIED PLUMBING FIXTURES AND EQUIPMENT INCLUDING BUT NOT LIMITED TO; PROVIDING MAINTENANCE ACCESS CLEARANCE, PIPING, ELECTRICAL, REPLACEMENT OF OTHER SYSTEM COMPONENTS, BUILDING ALTERATIONS, ETC. AND ANY MODIFICATIONS TO ASSOCIATED MECHANICAL, ELECTRICAL OR PLUMBING SYSTEMS REQUIRED BY THE EQUIPMENTS INSTALLATION INSTRUCTIONS. ALL COSTS ASSOCIATED WITH SUBSTITUTIONS SHALL BE INCLUDED IN THE ORIGINAL BASE BID.

FIRE STOPPING:

1. FIRE STOP ALL PENETRATIONS, BY PIPING OR CONDUITS, OF FIRE RATED WALLS, FLOORS AND PARTITIONS. PROVIDE A DEVICE(S) OR SYSTEM(S) WHICH HAS BEEN TESTED AND LISTED AS COMPLYING WITH ASTM E-814 AND INSTALL IN ACCORDANCE WITH THE CONDITIONS OF THEIR LISTING. PROVIDE A DEVICE(S) OR SYSTEM(S) WITH AN 'F' RATING EQUAL TO THE RATING OF THE ASSEMBLY BEING PENETRATED. REFER TO ARCHITECTURAL PLANS FOR WALL AND FLOOR TYPES.

SEISMIC BRACING:

1. PROPERLY SUPPORT AND BRACE VERTICALLY AND HORIZONTALLY ALL PIPING, APPARATUS, EQUIPMENT, ETC. IN ACCORDANCE WITH APPLICABLE CODES TO PREVENT EXCESSIVE MOVEMENT DURING SEISMIC CONDITIONS.

PIPE INDENTIFICATION:

1. PIPE IDENTIFICATION SHALL MATCH THE FACILITY'S EXISTING STANDARD. IF NO STANDARD EXISTS, THEN THE PIPE IDENTIFICATION SHALL BE IN ACCORDANCE WITH ANSI A13.1.

2. PROVIDE PIPING LABELS FOR ALL PLUMBING PIPING. PIPING LABELS SHALL BE ACRYLIC FACED, WRAP-AROUND TYPE. EACH LABEL SHALL INDICATE THE PIPING CONTENTS, DIRECTION OF FLOW AND SHALL BEAR THE MANUFACTURER'S STANDARD COLOR FOR THE SERVICE INDICATED.

PLUMBING FIXTURE SCHEDULES

GENERAL REQUIREMENTS: (SHOP DRAWINGS SHALL BE SUBMITTED FOR REVIEW AND APPROVAL OF ALL PIPING & FIXTURES)

P-1A - WATER CLOSET (FLOOR MOUNTED - ADA COMPLIANT - AUTOMATIC FLUSH)
AMERICAN STANDARD 3043.001.020; APPROVED BY: KOHLER, CRANE; 1.28 GPF, 16-1/2" HIGH ELONGATED BOWL, SIPHON JET, VITREOUS CHINA. FLUSH VALVE TO BE AUTOMATIC INFRA-RED SENSOR OPERATED TYPE. BATTERY POWERED FLUSH VALVE ZURN ZER-6000AV-HET-TM, CHROME METAL COVER. MOUNT VALVE 11" ABOVE WATER CLOSET. VALVE TO BE ZURN OR SLOAN. CHURCH 9500CT OPEN FRONT SEAT, WHITE SOLID PLASTIC.

P-1 - WATER CLOSET (FLOOR MOUNTED - AUTOMATIC FLUSH)
AMERICAN STANDARD 2234.001.020; APPROVED BY: KOHLER, CRANE; 1.28 GPF, ELONGATED BOWL, SIPHON JET, VITREOUS CHINA. FLUSH VALVE TO BE AUTOMATIC INFRA-RED SENSOR OPERATED TYPE. BATTERY POWERED FLUSH VALVE ZURN ZER-6000AV-HET-TM, CHROME METAL COVER. MOUNT VALVE 24" ABOVE WATER CLOSET. VALVE TO BE ZURN OR SLOAN. CHURCH 9500CT OPEN FRONT SEAT, WHITE SOLID PLASTIC.

P-2A - URINAL (ADA COMPLIANT - BATTERY AUTOMATIC FLUSH)
AMERICAN STANDARD 6541.132, EQUAL: KOHLER K-5016T, CRANE 7309; SIPHON JET, VITREOUS CHINA, AUTOMATIC SENSOR. BATTERY OPERATED FLUSH VALVE ZURN ZER-6003AV-WSI-CPM WITH CHROME METAL COVER. ROUGH WASTE OUTLET AT 17". PROVIDE MOUNTING HEIGHT REQUIRED FOR HANDICAPPED.

P-2 - URINAL - BATTERY AUTOMATIC FLUSH)
AMERICAN STANDARD 6541.132, EQUAL: KOHLER K-5016T, CRANE 7309; SIPHON JET, VITREOUS CHINA, AUTOMATIC SENSOR, BATTERY OPERATED FLUSH VALVE ZURN ZER-6003AV-WSI-CPM WITH CHROME METAL COVER.

P-3A - LAVATORY (COUNTER MOUNTED - ADA COMPLIANT)
AMERICAN STANDARD 0476.028, EQUAL: KOHLER K-2905-4; 20"x17" OVAL, ENAMELED CAST IRON; FAUCET: ZURN AQUASENSE® Z6950-XL-S-TMV-1-F SELF POWERED (HYDRO-X) WITH BATTERY BACKUP (0.5GPM) FAUCET AND TRIM WITH GRID DRAIN.

P-4A - KITCHEN SINK (DUAL COMPARTMENT - ADA COMPLIANT)
ELKAY LRAD-3319-60-4; 33"x19-1/2"x6"; 4 HOLES; LK-35 DRAIN; LK-53 PIPE; LK-2433C FAUCET WITH SPRAY AND HOSE. PROVIDE WITH DISHMACHINE CONNECTION KIT.

P-5 - MOP SINK
FIAT TSBC1610, 24"x24" STOCTION TERRAZZO NEO MOP BASIN WITH 3" CAST BRASS DRAIN AND DOME STRAINER; SERVICE FAUCET #830-AA WITH VACUUM BREAKER; INTEGRAL STOPS; #832-AA-30" HOSE AND HOSE BRACKET.

P-6A - ELECTRIC WATER COOLER (BI-LEVEL - ADA COMPLIANT - WITH BOTTLE FILLER)
ELKAY LZSTL08WSLK VERSATILE BI-LEVEL FILTERED COOLER AND ELKAY EZH20 BOTTLE FILLING STATION, HIGH EFFICIENCY FILTERED 8 GPH, AIR COOLED, STANDARD VINYL FABRIC OR PAINTED CABINET FINISH IN COLOR SELECTED BY ARCHITECT.

P-8A - LAVATORY (WALL MOUNTED - ADA COMPLIANT)
AMERICAN STANDARD 0321.026.020, EQUAL: KOHLER K-2849; 20"x18" ENAMELED CAST IRON, WALL HUNG LAVATORY; FAUCET: AMERICAN STANDARD 7500175.002 (0.5GPM) GOOSENECK FAUCET AND TRIM WITH GRID DRAIN.

P-9 - REFRIGERATOR/ICE MACHINE WATER BOX
IPS CORP, WATER TITE 87978, 1/2" COLD WATER CONNECTION BOX WITH WATER HAMMER ARRESTER. PROVIDE BACKFLOW PREVENTER, WATTS 9BD (OR EQUAL), LINE SIZE FOR ICE MACHINES.

P-10 - SHOWER
SYMMONS 1-100-1.5 SAFETY MIX SHOWER SYSTEM WITH PRESSURE BALANCING VALVE WITH INTEGRAL VOLUME CONTROL AND ADJUSTABLE STOP SCREWS TO LIMIT HANDLE TURN, WALL CONNECTION AND FLANGE, POLISHED CHROME FINISH. PROVIDE SCHLUTER: KERDI-LINE LINEAR DRAIN.

P-10A - SHOWER (ADA)
SYMMONS S-96-300-B30-L-V-X PRESSURE BALANCING VALVE WITH INTEGRAL VOLUME CONTROL AND ADJUSTABLE STOP SCREWS TO LIMIT HANDLE TURN, WALL/HAND SHOWER SPRAY, IN-LINE VACUUM BREAKER, 60" LONG FLEXIBLE METAL HOSE, WALL CONNECTION AND FLANGE, 30" SLIDE BAR FOR HAND SPRAY MOUNTING, POLISHED CHROME FINISH. PROVIDE SCHLUTER: KERDI-LINE LINEAR DRAIN.

DSN-1 - DOWNSPOUT NOZZLE
ZURN Z199; ALL NICKLE BRONZE BODY, OPTIONAL THREADED, PVC SLIP-ON OR NO-HUB INLET AND DECORATIVE FACE OF WALL FLANGE AND OUTLET NOZZLE

RCP-1 - HOT WATER RECIRCULATION PUMP:
BELL AND GOSSET NBF-22U. (1/25HP, 115V 1.0) PROVIDE AND INSTALL BELL AND GOSSET TC-1 AUTOMATIC TIMER KIT AND AQS-3/4 AQUASTAT.

FCO - FLOOR CLEANOUT:
ZURN Z1400 (OR APPROVED EQUAL.) HEAVY DUTY, CAST IRON BODY, THREADED ADJUSTSTABLE HOUSEING, FLANGED FERRULE, ABS PLUG, AND SCORIATED TOP.

FPWH-1 - FROST PROOF HOSE BIBB
WOODFORD RB67, EQUAL: WADE, ZURN; EXPOSED NON-FREEZE WALL HYDRANT WITH INTEGRAL VACUUM BREAKER, STAINLESS STEEL FACE AND 3/4" SWEAT INLET.

RD - ROOF DRAIN & EMERGENCY ROOF DRAIN
CAST IRON BODY AND CAST IRON DOME, GRAVEL STOP FLASHING COLLAR AND DECK CLAMP. WADE W-3000-42-AE-53, EQUAL: ZURN ZC-100-EA-C.

FD-1 - FLOOR DRAIN
CAST IRON BODY, LEVELING SCREWS, INSIDE CAULK, FLASHING COLLAR, ADJUSTABLE STRAINER. DRAIN SIZE SHALL BE 3" UNLESS NOTED OTHERWISE ON THE PLANS. WADE W-1100-G6-1, EQUAL ZURN ZN-415-6S.

FS-1 - FLOOR SINK
CAST IRON 12"x12"x6" DEEP WITH WHITE ACID RESISTING PORCELAIN ENAMEL TOP AND INTERIOR. SEE PLANS FOR PIPE SIZE AND TOP CONFIGURATION (HALF OR FULL GRATE). ZURN Z-1900 OR WADE W-9130LF-64 AS EQUAL:

EWH-1 - ELECTRIC WATER HEATER
NEW WATER HEATER EWH-1 TO BE MOUNTED ON SHELF ABOVE MOP SINK. 3/4"CW IN, 3/4"HW OUT, 1" DRAIN PIPED DOWN TO MOPSINK BELOW. SEE DETAILS.

PLUMBING CONNECTION SCHEDULES

LABEL	FIXTURE NAME	COLD WATER	HOT WATER	WASTE	VENT
P-1A	WATER CLOSET (ADA)	1-1/4"	-	4"	2"
P-1	WATER CLOSET	1-1/4"	-	4"	2"
P-2A	URINAL (ADA)	3/4"	-	3"	2"
P-2	URINAL	3/4"	-	3"	2"
P-3A	LAVATORY	1/2"	1/2"	2"	1-1/2"
P-4A	DUAL COMPARTMENT SINK	1/2"	1/2"	2"	1-1/2"
P-5	MOP SINK	1/2"	1/2"	3"	1-1/2"
P-6A	ELECTRIC DRINK FOUNTAIN	1/2"	-	2"	1-1/2"
P-8A	LAVATORY (WALL MOUNTED)	1/2"	1/2"	2"	1-1/2"
P-9	REFRIGERATOR WATER BOX	1/2"	-	-	-
P-10	SHOWER (STANDARD)	1/2"	1/2"	2"	1-1/2"
P-10A	SHOWER (ADA)	1/2"	1/2"	2"	1-1/2"
FPWH-1	FROST PROOF HOSE BIBB	3/4"	-	-	-
FD-1	FLOOR DRAIN	-	-	SEE PLAN	-

GAS FIRED WATER HEATER SCHEDULE

SYM.	DESCRIPTION	STORAGE (GALLONS)	GAS BURNER DATA			FLUE SIZE	SELECTION BASED ON		REMARKS
			INLET PRESS. (IN. W.C.)	BTU/HR INPUT	GPM RECOVERY @ 70°F RISE		MANUFACTURER	MODEL	
WH1 -WH3	GAS FIRED WATER HEATERS 3 RACK	N/A	8	597,000	X	6"	RINNAI	TRW03CXIN	1,2

REMARKS:
1. EQUIVALENT MANUFACTURERS: LOCHINVAR, BRADFORD WHITE. STATE IS NOT AN APPROVED MANUFACTURER.
2. RACK MOUNTED, DIRECT AIR INTAKE AND EXHAUST KIT.
3. PROVIDE AMTROL ST-12 EXPANSION TANK OR EQUAL

SHEET INDEX

P001A - PLUMBING SCHEDULES NOTES AND DETAILS (AMENITY)
P101A - PLUMBING GROUND FLOOR PLAN AND NOTES (AMENITY)
P102A - PLUMBING FIRST FLOOR WASTE PLAN AND NOTES (AMENITY)
P103A - PLUMBING FIRST FLOOR WATER PLAN AND NOTES (AMENITY)
P130A - PLUMBING ROOF PLAN AND NOTES (AMENITY)

P001 - PLUMBING SCHEDULES NOTES AND DETAILS (HOTEL)
P100 - PLUMBING GROUND FLOOR PLAN AND NOTES (HOTEL)
P101 - PLUMBING FIRST FLOOR PLAN AND NOTES (HOTEL)
P102 - PLUMBING SECOND FLOOR PLAN AND NOTES (HOTEL)
P103 - PLUMBING THIRD FLOOR PLAN AND NOTES (HOTEL)
P104 - PLUMBING FOURTH FLOOR PLAN AND NOTES (HOTEL)
P105 - PLUMBING ROOF PLAN AND NOTES (HOTEL)
P201 - PLUMBING ENLARGED KING UNITS WASTE PLAN AND NOTES (HOTEL)
P202 - PLUMBING ENLARGED QUEEN UNITS WASTE PLAN AND NOTES (HOTEL)
P203 - PLUMBING ENLARGED MISC. ROOM WASTE PLAN AND NOTES (HOTEL)
P204 - PLUMBING ENLARGED KING UNITS WATER PLAN AND NOTES (HOTEL)
P205 - PLUMBING ENLARGED QUEEN UNITS WATER PLAN AND NOTES (HOTEL)
P206 - PLUMBING ENLARGED MISC. ROOM WATER PLAN AND NOTES (HOTEL)
P301 - PLUMBING SANITARY WASTE RISER PLAN (HOTEL)
P302 - PLUMBING DOMESTIC WATER RISER PLAN (HOTEL)

BECKER MORGAN GROUP

ARCHITECTURE
ENGINEERING

Delaware
309 S Governors Ave
Dover, DE 19904
302.734.7950

The Tower at STAR Campus
100 Discovery Boulevard, Suite 102
Newark, DE 19713
302.369.3700

Maryland
312 West Main St, Suite 300
Salisbury, MD 21801
410.546.9100

North Carolina
3333 Jaeckle Drive, Suite 120
Wilmington, NC 28403
910.341.7600

www.beckermorgan.com

PROJECT TITLE

OCEANFRONT AMENITY PAVILION

LOTS 7-10, BLOCK 1
CAROLINA BEACH AVE N
CAROLINA BEACH, NC 28428

PRELIMINARY
DESIGN CONCEPT ONLY, SUBJECT TO FURTHER REVISIONS, NOT FOR CONSTRUCTION NOT FOR PERMITS
ISSUED: 12/19/2025

SHEET TITLE

PLUMBING SCHEDULES NOTES AND DETAILS (AMENITY)

ISSUE BLOCK

Mark	Date	Description

PROJECT NO: 2023042.02
DATE: 01.23.26
SCALE:
DRAWN BY Author | PROJ MChecker

P001A

COPYRIGHT © 2025

7/24/2026 4:47:29 PM Autodesk Docs://Carolina Beach Springhill Suites & Amenity Pavilion/25-046 - Plum (R24).rvt

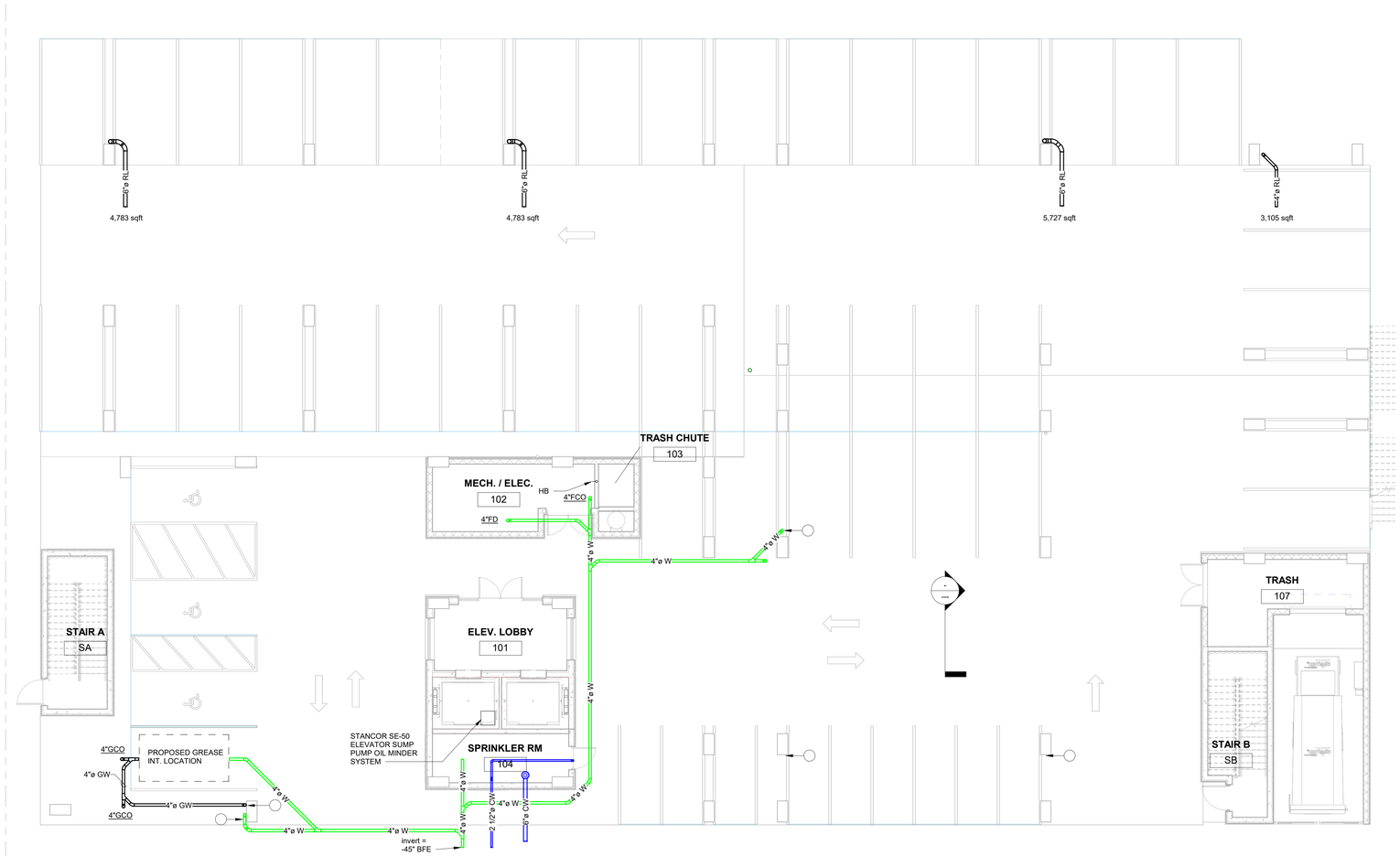

1 PLUMBING GROUND LEVEL PLAN
1/8" = 1'-0"

PLUMBING NOTES

ddddddd

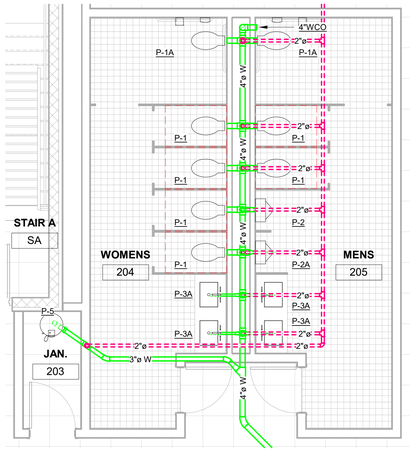

2 PLUMBING ENLARGED WASTE PLAN
1/4" = 1'-0"

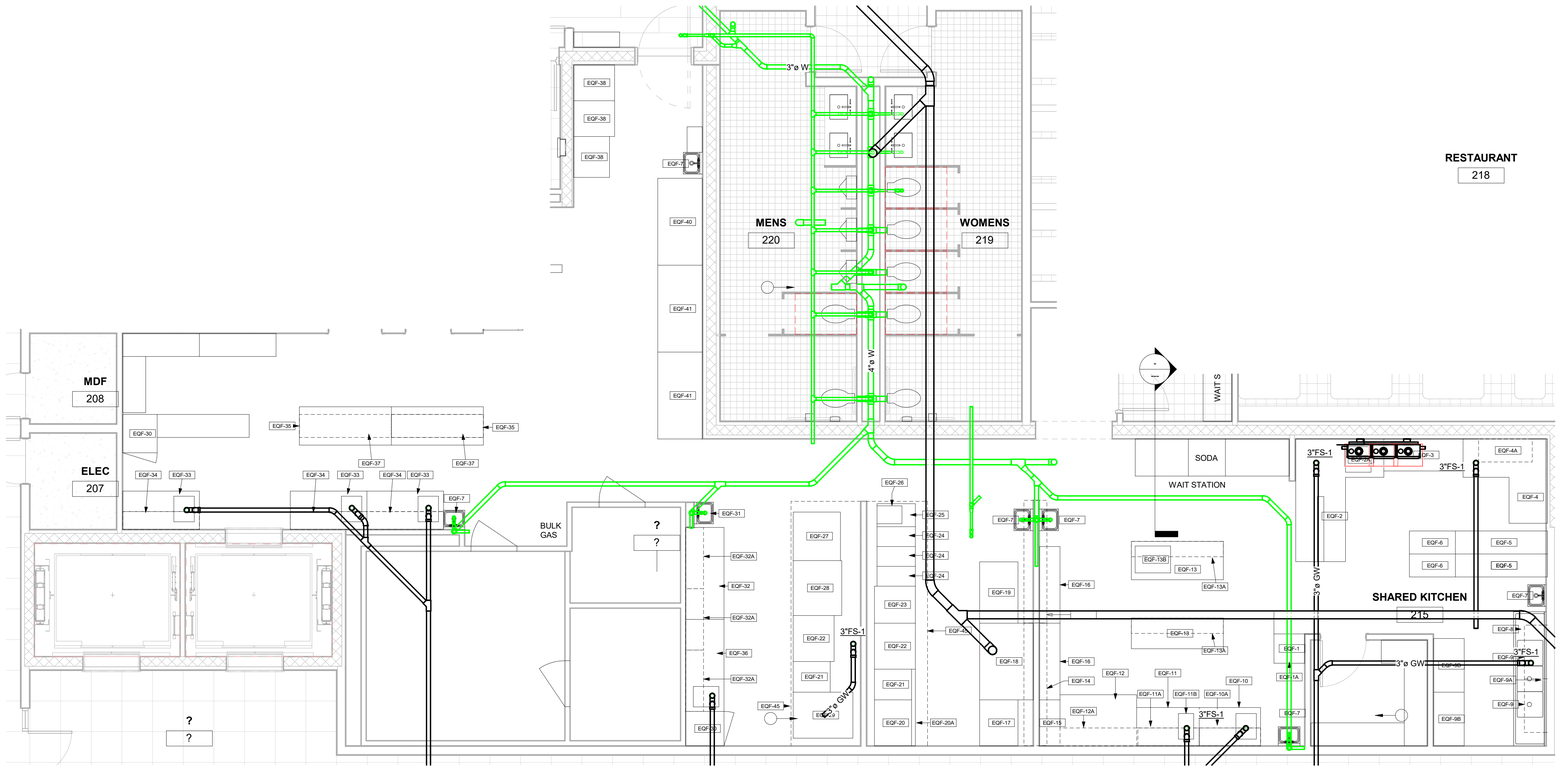

4 PLUMBING ENLARGED KITCHEN AREA WASTE PLAN
1/4" = 1'-0"

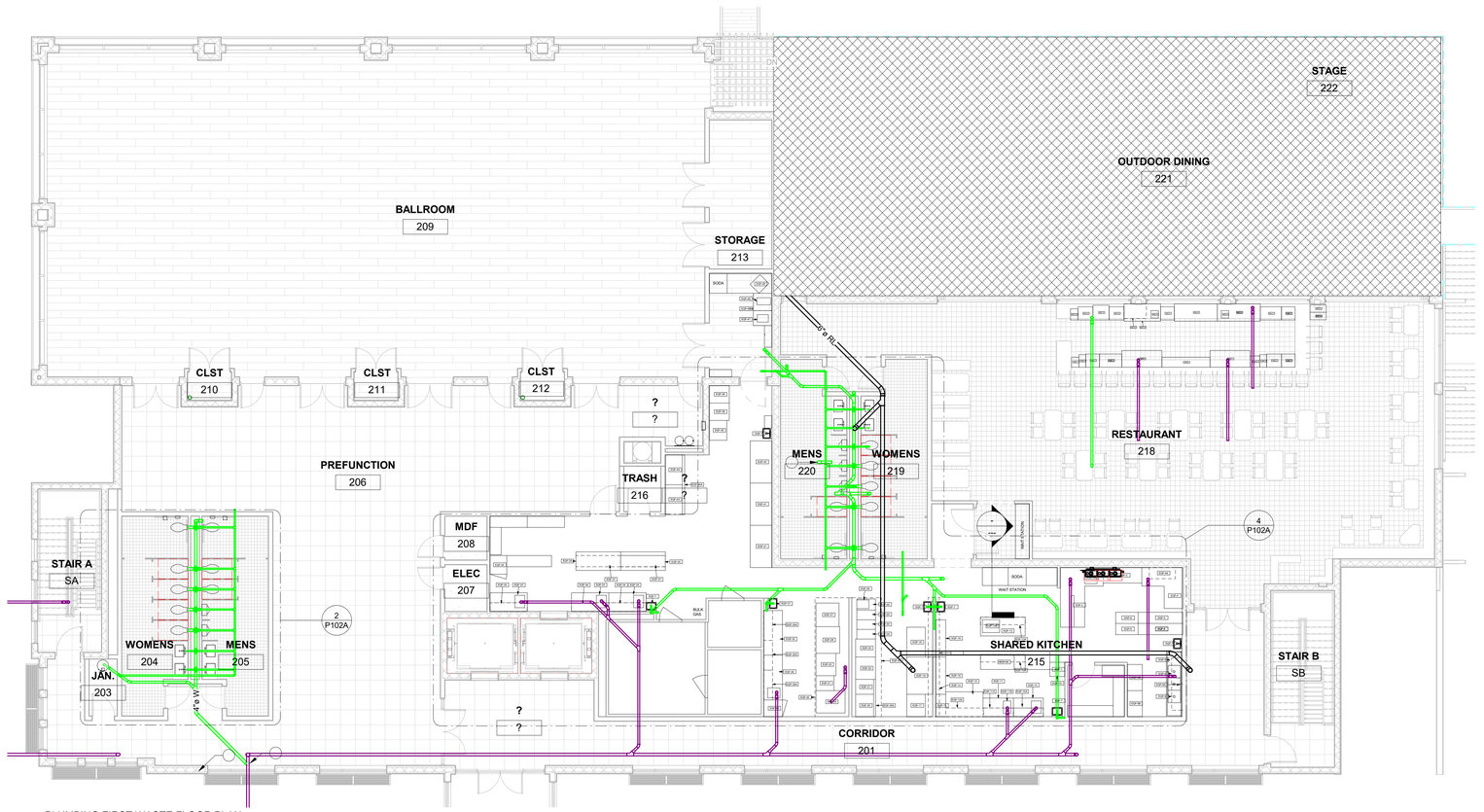

1 PLUMBING FIRST WASTE FLOOR PLAN
1/8" = 1'-0"

PLUMBING NOTES

ddddddd

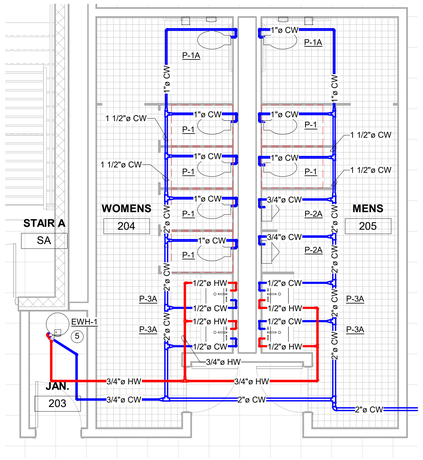

4 PLUMBING ENLARGED WATER PLAN
1/4" = 1'-0"

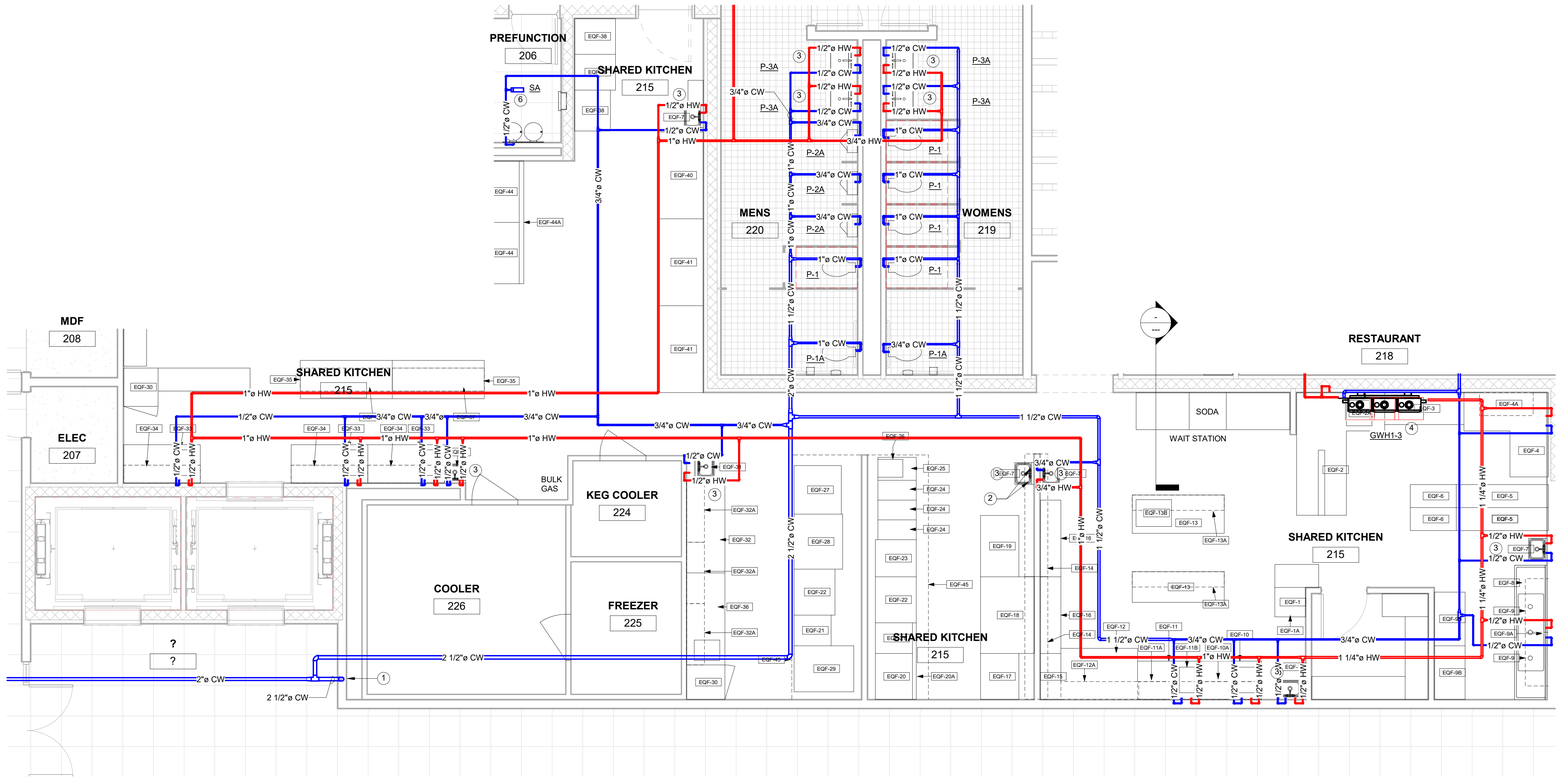

3 PLUMBING ENLARGED KITCHEN AREA WATER PLAN
1/4" = 1'-0"

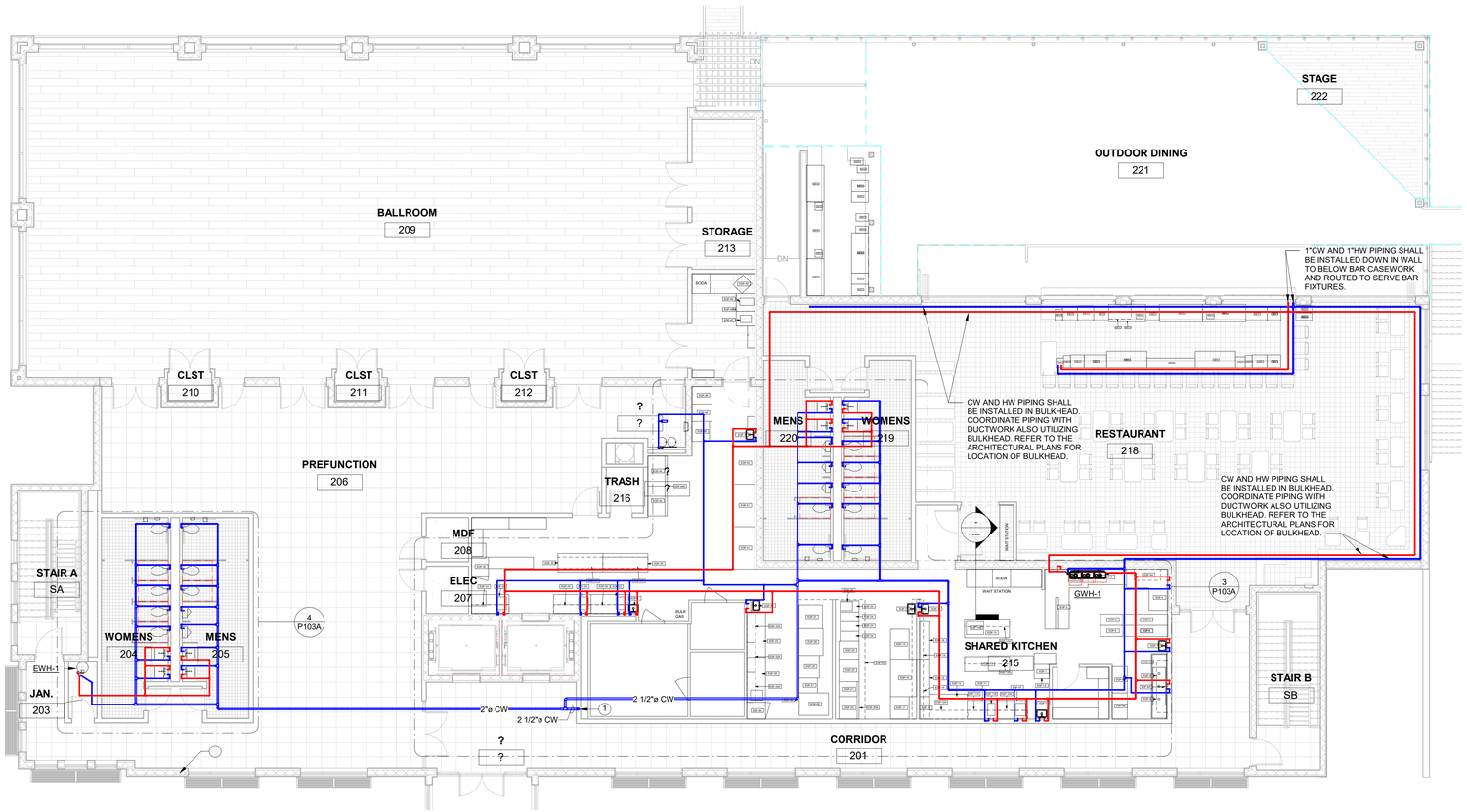

1 PLUMBING FIRST WATER FLOOR PLAN
1/8" = 1'-0"

PLUMBING NOTES

1. 2-1/2"CW PIPING INSTALLED UP TO ABOVE CEILING FROM LOWER LEVEL NEAR THIS APPROXIMATE LOCATION. REFER TO SHEET P101A FOR CONTINUATION.
2. 3/4"CW and 3/4"HW PIPING SHALL BE INSTALLED DOWN IN WALL AND SHALL PROVIDE A 1/2"CW AND 1/2"HW CONNECTION TO EACH BACK TO BACK LAVATORY NEAR THIS APPROXIMATE LOCATION.
3. PROVIDE AND INSTALL THERMOSTATIC MIXING VALVE EQUAL TO LAWLER 570 AT LAVATORY/HANDSINK NEAR THIS LOCATION AND SET INCOMING HW TEMPERATURE TO NOT EXCEED 105 DEGREES.
4. NEW GWH1-3 AND RCP-1 SHALL BE INSTALLED NEAR THIS APPROXIMATE LOCATION. 1-1/4"CW IN, 1-1/4"HW OUT, 1/2"HWR IN, AND 1"DISCHARGE PIPING INSTALLED DOWN AND SHALL TERMINATE AT FS-1 (FLOOR SINK) WITH 2" AIR GAP. SEE DETAILS.
5. NEW EWH-1 SHALL BE INSTALLED ON WALL SUPPORT NEAR THIS APPROXIMATE LOCATION. LOCATION ON DRAWING IS FOR CLARITY ONLY. 3/4"CW IN, 3/4"HW OUT, 1/2"HWR IN, AND 1"DISCHARGE PIPING INSTALLED DOWN AND SHALL TERMINATE AT MOP SINK BELOW WITH 2" AIR GAP. SEE DETAILS.
6. PROVIDE AND INSTALL SA (SHOCK ARRESTOR) IN 1/2"CW PIPING SERVING WATER COOLER NEAR THIS LOCATION.

BECKER MORGAN GROUP

ARCHITECTURE
ENGINEERING

Delaware
309 S Governors Ave
Dover, DE 19904
302.734.7950

The Tower at STAR Campus
100 Discovery Boulevard, Suite 102
Newark, DE 19713
302.369.3700

Maryland
312 West Main St, Suite 300
Salisbury, MD 21801
410.546.9100

North Carolina
3333 Jaeckle Drive, Suite 120
Wilmington, NC 28403
910.341.7600

www.beckermorgan.com

PROJECT TITLE

OCEANFRONT AMENITY PAVILION

LOTS 7-10, BLOCK 1
CAROLINA BEACH AVE N
CAROLINA BEACH, NC 28428

PRELIMINARY
DESIGN CONCEPT ONLY, SUBJECT TO FURTHER REVISIONS, NOT FOR CONSTRUCTION NOT FOR PERMITS.
ISSUED: 12/19/2025

SHEET TITLE

PLUMBING FIRST FLOOR WATER PLAN AND NOTES (AMENITY)

ISSUE BLOCK

Mark	Date	Description

PROJECT NO:	2023042.02
DATE:	01.23.26
SCALE:	As indicated
DRAWN BY Author	PROJ MChecker

P103A

COPYRIGHT © 2025

7/24/2026 4:47:40 PM Autodesk Docs://Carolina Beach Springhill Suites & Amenity Pavilion/25-346 - Plum (R24).rvt

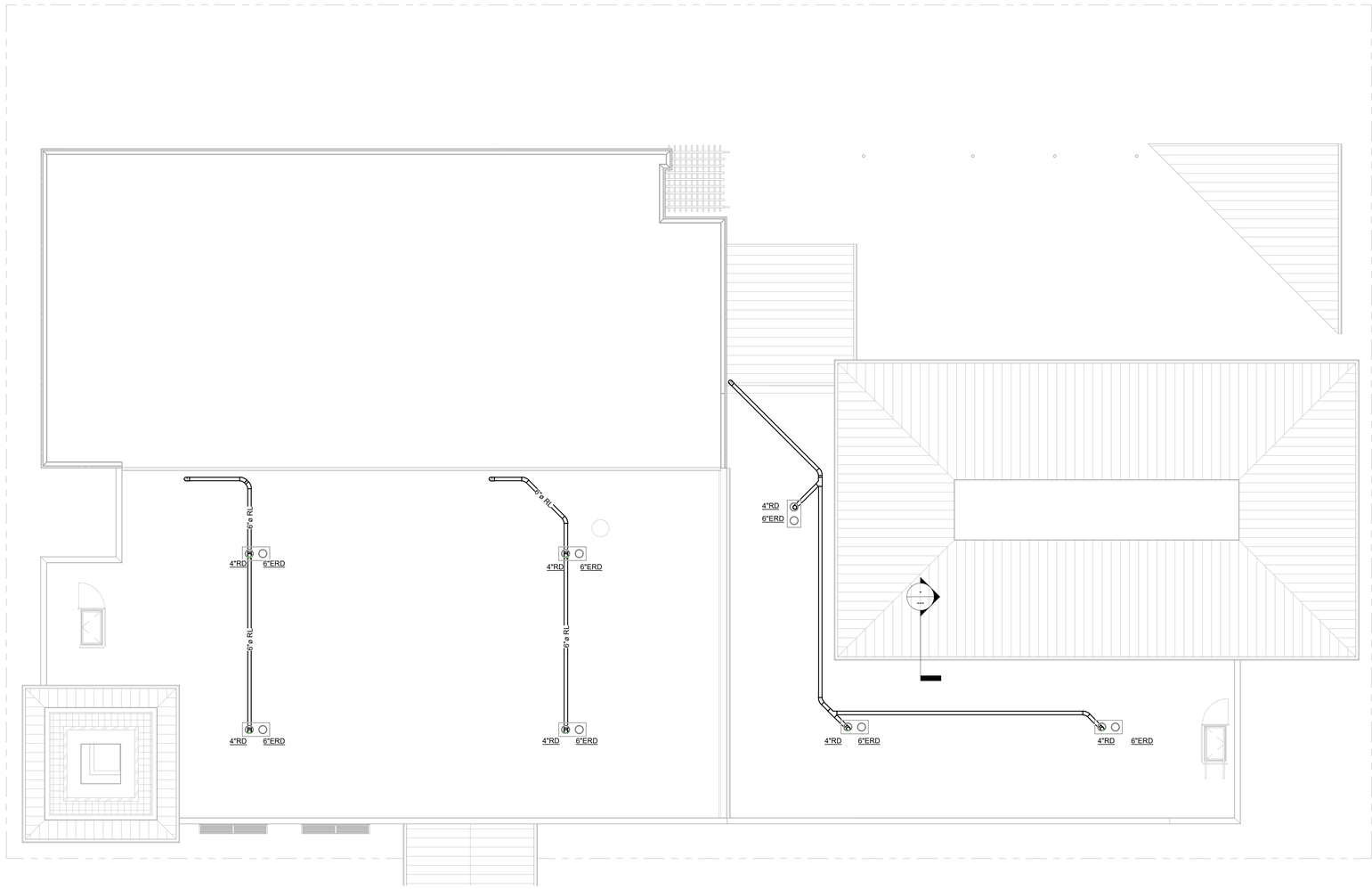

1 PLUMBING ROOF PLAN
1/8" = 1'-0"

PLUMBING NOTES

1. dddddd