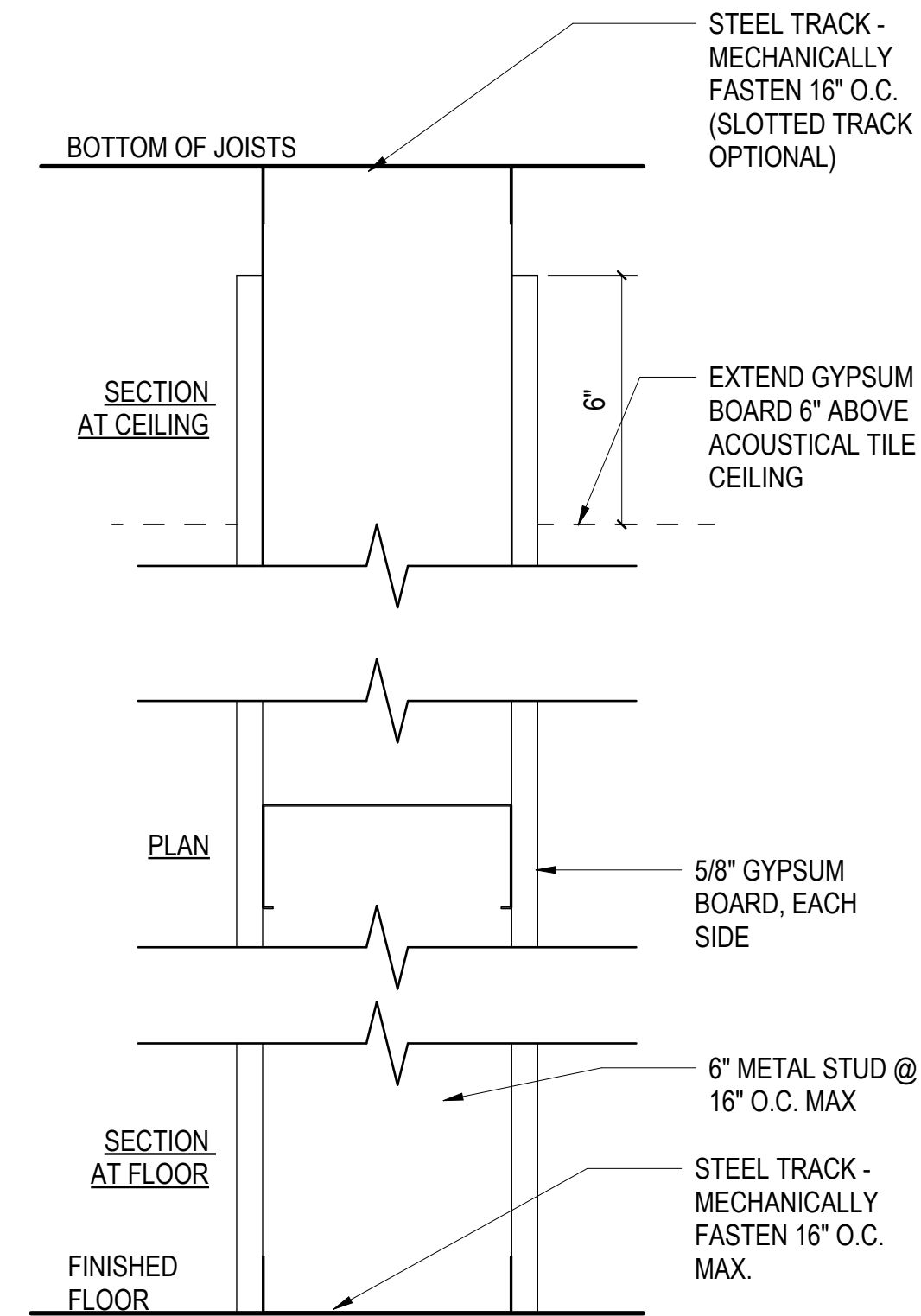


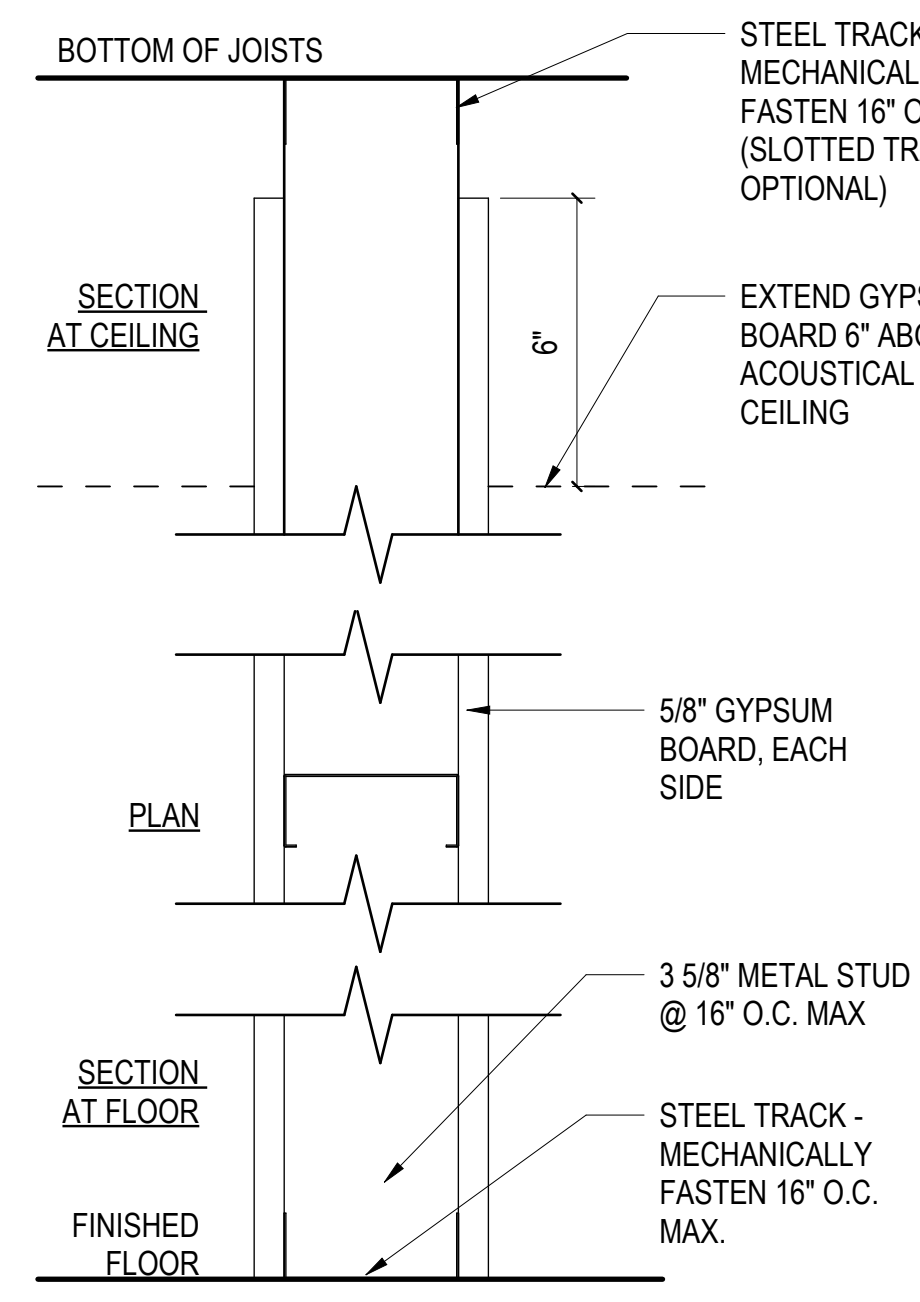
**WALL TYPE A - RANGE**

SCALE: 3" = 1'-0"



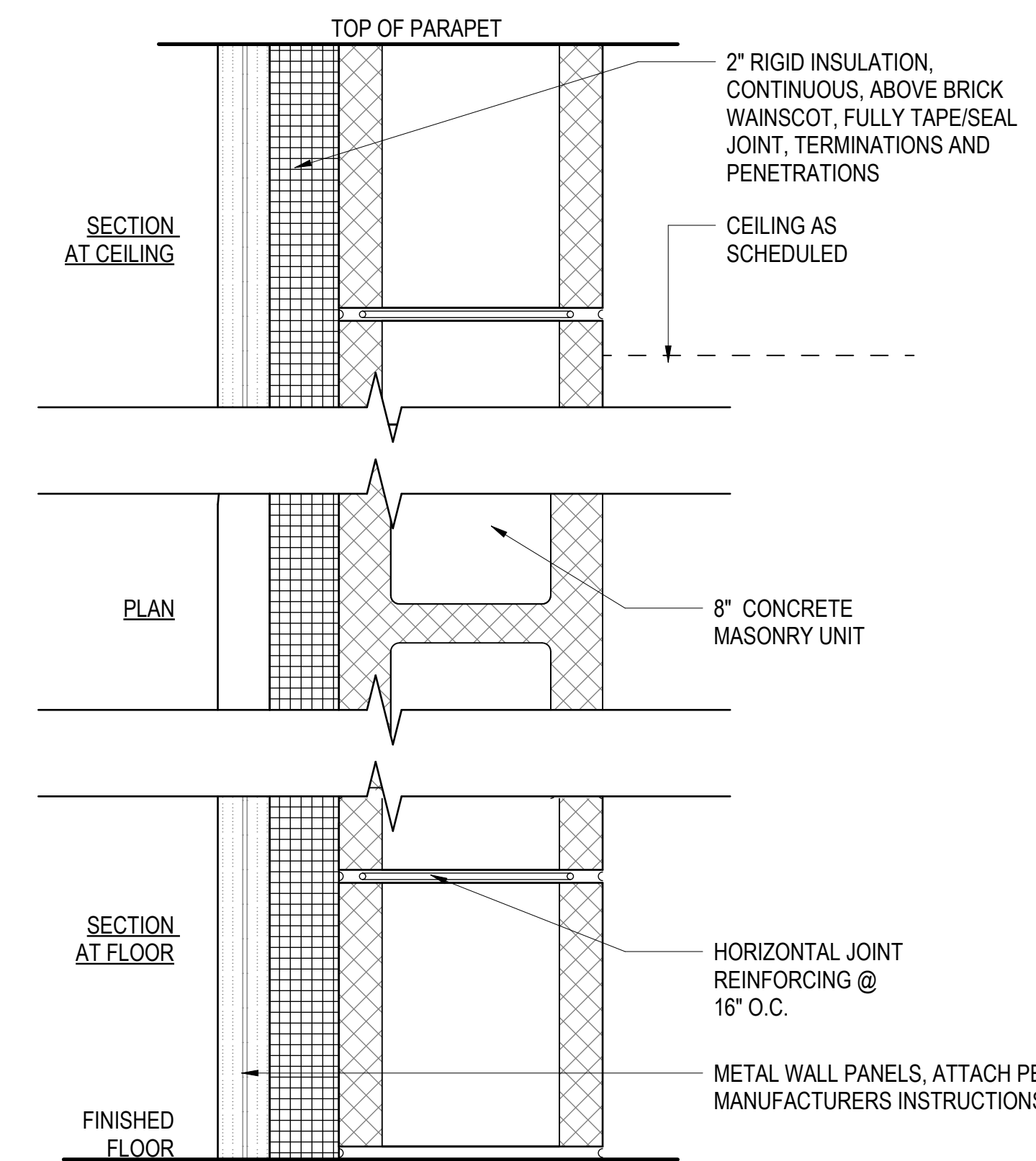
**WALL TYPE B - RANGE**

SCALE: 3" = 1'-0"



**WALL TYPE C - RANGE**

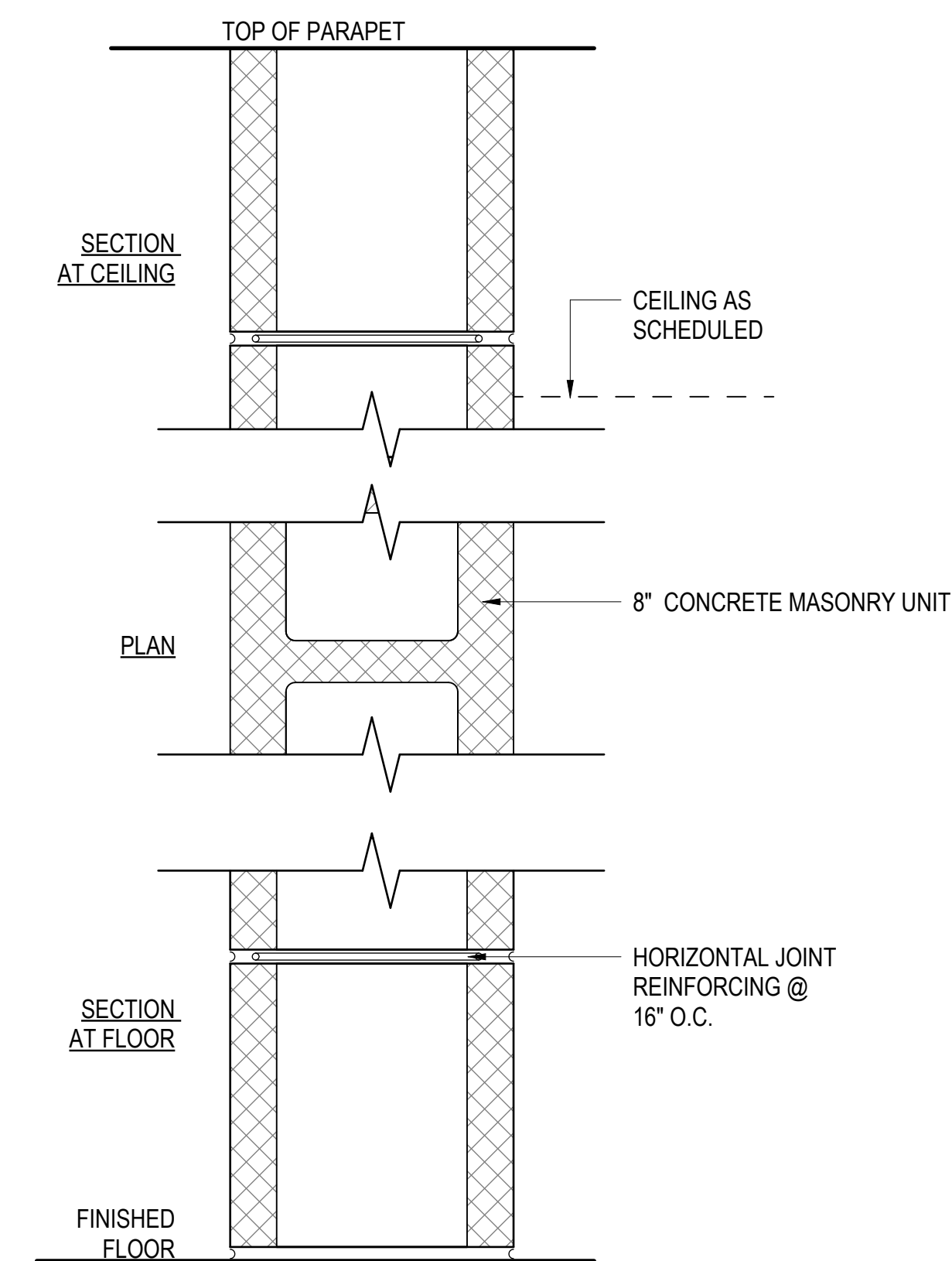
SCALE: 3" = 1'-0"



**WALL TYPE D - RANGE**

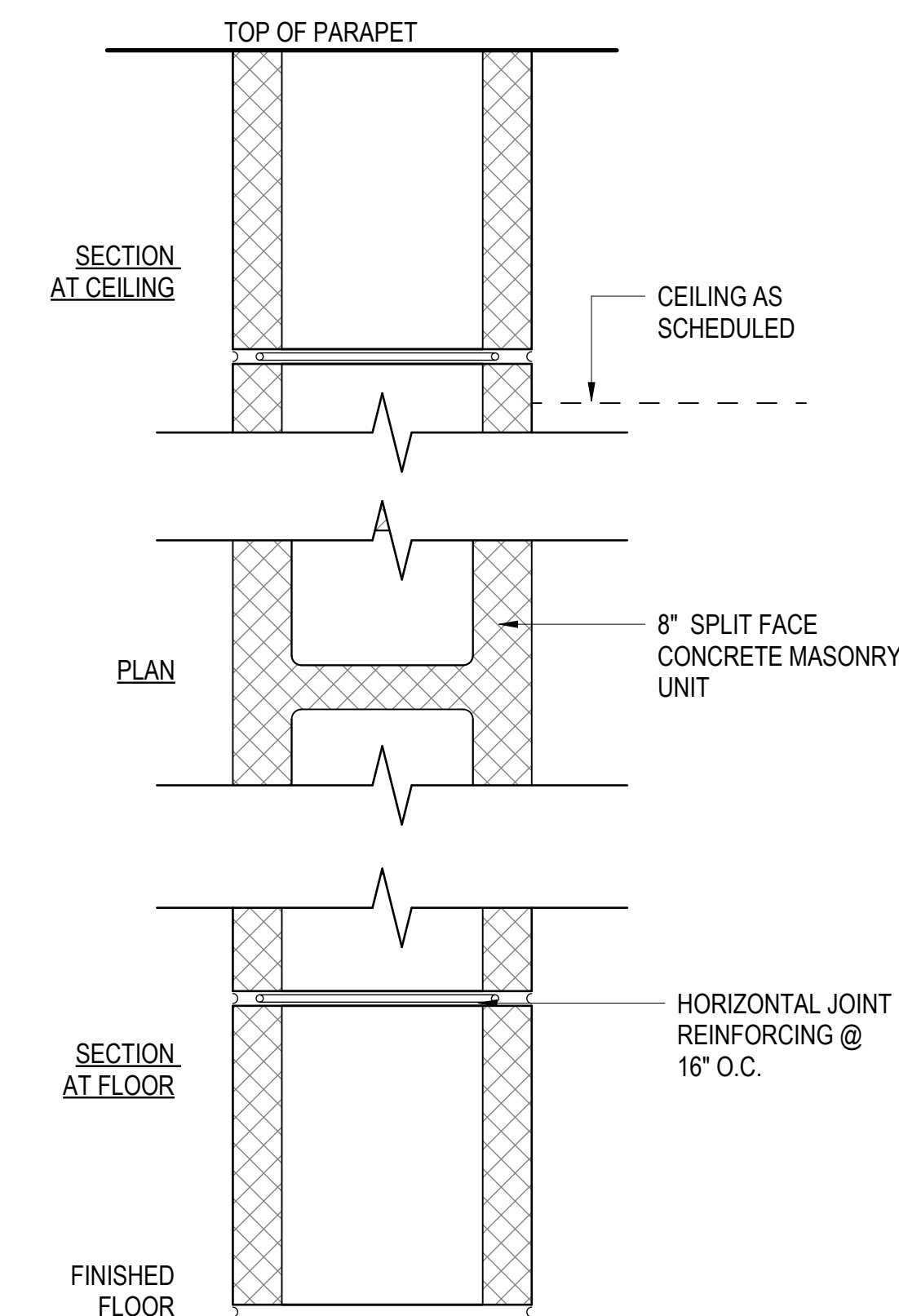
SCALE: 3" = 1'-0"

WALL TYPE D			
MARK	WIDTH	FRAMING	COMMENTS
D	11"	HIGH DENSITY CMU BLOCK, HIGH DENSITY CAVITY FILL	MORTAR JOINTS TO BE FLUSH WITH BLOCK FACE



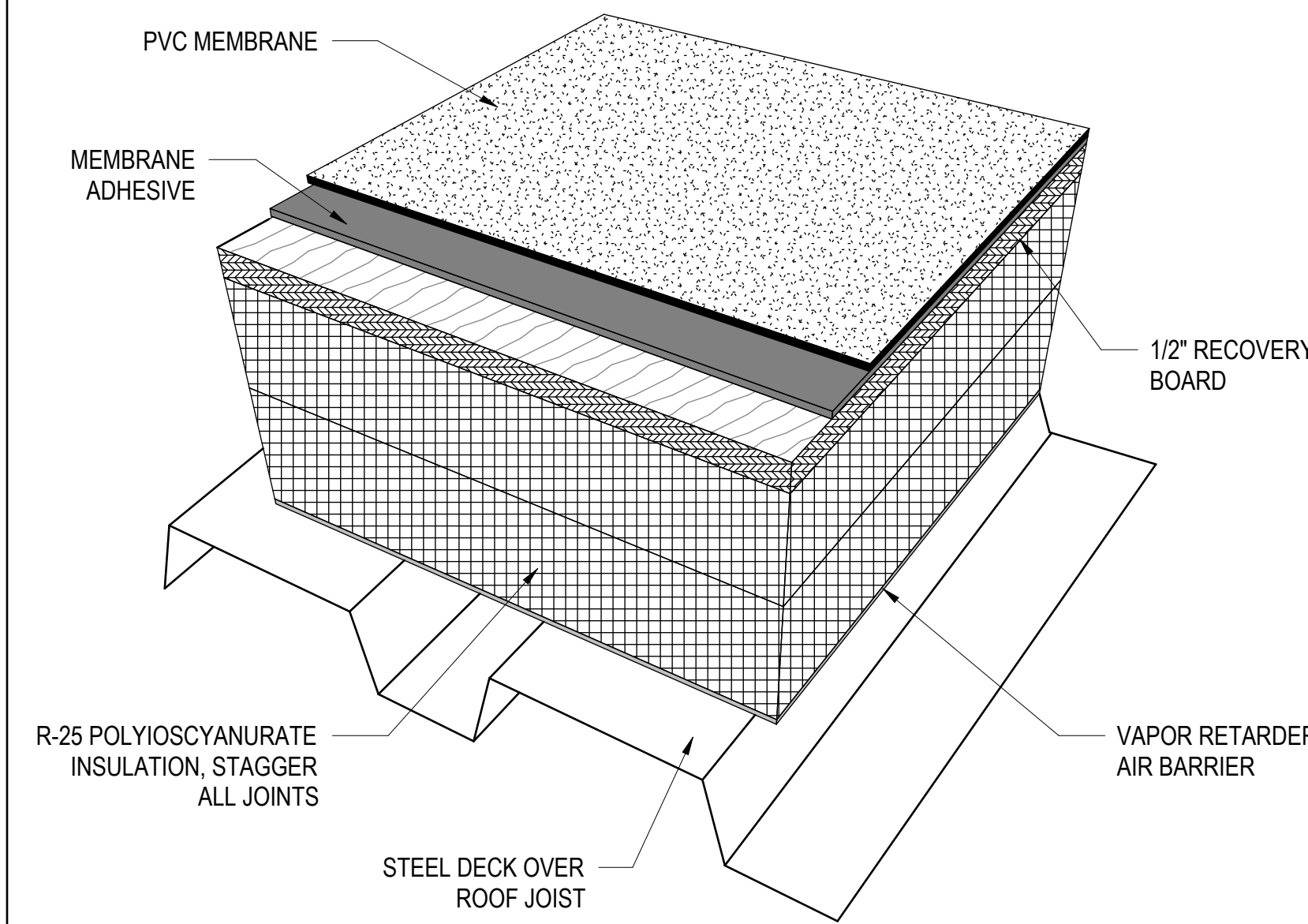
**WALL TYPE E - RANGE**

SCALE: 3" = 1'-0"



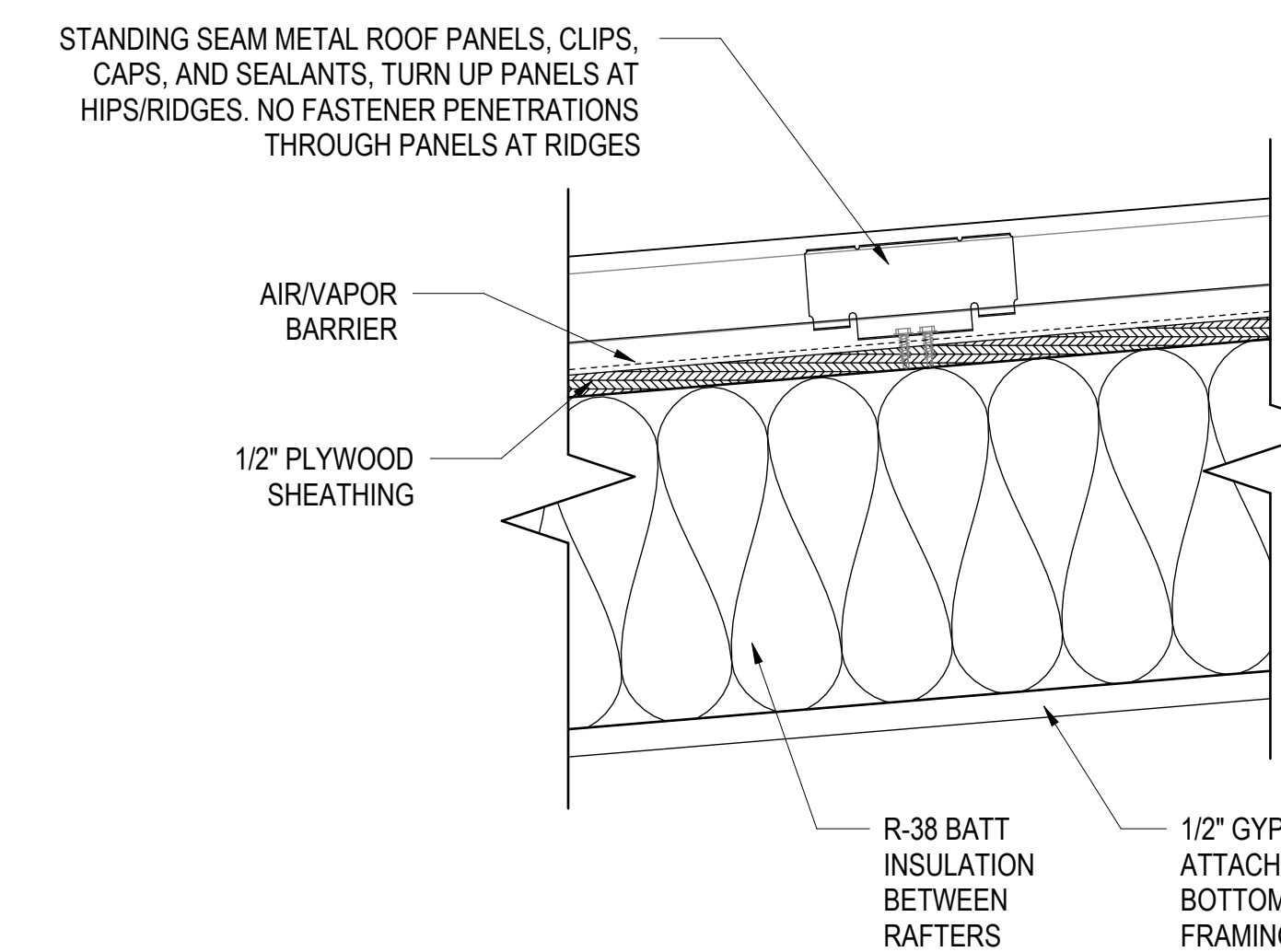
**WALL TYPE A - REHAB**

SCALE: 3" = 1'-0"



**PVC ROOF - RANGE**


SCALE: 3" = 1'-0"



**STANDING SEAM METAL ROOF - REHAB**

SCALE: 3" = 1'-0"

WALL TYPE E			
MARK	WIDTH	FRAMING	COMMENTS
E	8"	HIGH DENSITY CMU BLOCK, HIGH DENSITY CAVITY FILL	MORTAR JOINT TO BE FLUSH WITH BLOCK FACE



**CRAVEN COMMUNITY COLLEGE-PUBLIC SAFETY TRAINING CENTER**

525 Executive Pkwy  
New Bern, NC 28562

Bid Documents  
SCO # 24-27879-01A

Revisions	No.	Date

Project Number: 2407.SAFE  
Date: 07/28/25  
Drawn: E.C./T.R.A.  
Checked: CBW  
Scale: AS NOTED  
Drawing Title: WALL & ROOF TYPE ASSEMBLIES

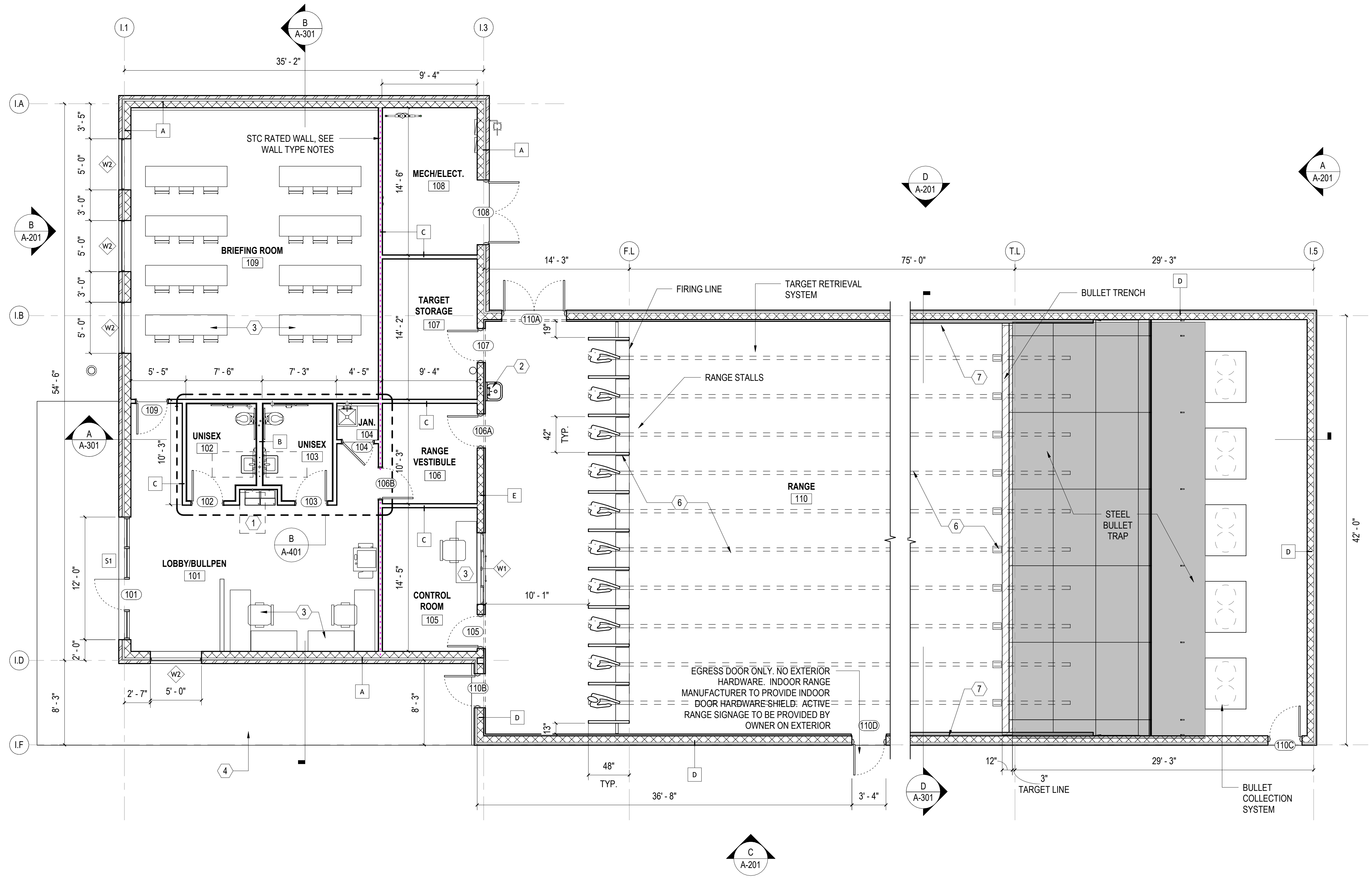
**WALL & ROOF TYPE ASSEMBLIES**

Sheet Number: 86  
Of: 158  
Drawing Number: A-003

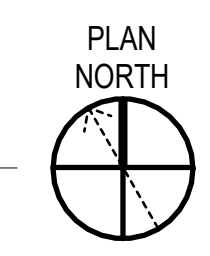




Indoor range component Manufacturer shall ensure electrical Components, Devices, and Accessories: Listed and labeled as defined in NFPA 70, Article 100, by a third-party testing agency. Third party agencies shall be one of those accredited by the NCBCC (North Carolina Building Code Council) to label electrical and mechanical equipment and marked for intended use



**INDOOR RANGE FLOOR PLAN**  
SCALE: 3/16" = 1'-0"



**GENERAL SHEET NOTES**

- SEE CIVIL, STRUCTURAL, MECHANICAL, ELECTRICAL, AND PLUMBING DRAWINGS FOR ADDITIONAL NOTES.
- SEE SCHEDULES FOR WALL TYPES, DOOR/FRAME/WINDOW TYPES AND SIZES, AND FLOOR/WALL/CEILING FINISHES.
- PROTECT EXISTING ITEMS TO REMAIN.

**KEYNOTES**

MARK	DESCRIPTION
1	HI-LOW WATER COOLER. SEE PLUMBING.
2	WALL HUNG SINK. SEE PLUMBING.
3	FURNITURE PROVIDED BY OWNER, TYPICAL.
4	CONCRETE SIDEWALK. SEE CIVIL.
6	INDOOR RANGE EQUIPMENT INCLUDING; RANGE STALLS, TARGET RETRIEVAL SYSTEM, CONTROL SYSTEM, STEEL BULLET TRAP, BULLET COLLECTION AND DUST CONTAINMENT, CEILING BAFFLES, AND COMPLETE RANGE HVAC SYSTEM. DESIGNED/PROVIDED AND INSTALLED BY RANGE COMPONENT MANUFACTURER. SEE OWNER PREFERRED ALTERNATE 06 ON SHEET G1001.
7	COMBAT WALL BAFFLES. DESIGNED/PROVIDED AND INSTALLED BY RANGE COMPONENT MANUFACTURER. SEE OWNER PREFERRED ALTERNATE 06 ON SHEET G1001.

**RANGE FINISH SCHEDULE**

NUMBER	NAME	FLOOR	BASE	WALL	CEILING	COMMENTS
101	FOYER	LVT	RUB	GYP. B.D. PAINT	ACT	
102	BRIEFING ROOM	LVT	RUB	CMU	ACT	
103	UNISEX	TILE	TILE	TILE	GYP. BD.	WALL TILE TO 5'-0"
104	ELECTRICAL/TELECOM	S.CONC.	RUB	CMU	-	
105	VESTIBULE	LVT	RUB	CMU	ACT	
106	CONTROL ROOM	LVT	RUB	CMU	ACT	
107	STORAGE	S.CONC.	RUB	CMU	ACT	
108	RANGE	CONC.	-	CMU	-	CEILING BAFFLES
109	BULLET TRAP	CONC.	-	CMU	-	

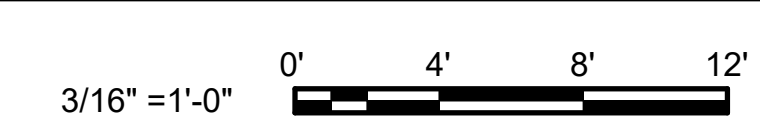
**RANGE WALL TYPES LEGEND**

MARK	NOTES
A	1-1/2" METAL CLADDING, VAPOR BARRIER, 2" POLYISOCYANURATE INSULATION, 8" REINFORCED CMU. (PROVIDE SPLIT FACE BLOCK VENEER WAINSCOT IN LIEU OF METAL PANEL TO 5'-0" A.F.F.)
B	6" METAL STUDS @ 16" O.C. WITH 5/8" GYPSUM BOARD EACH SIDE. FULL HEIGHT TO 6" ABOVE CEILING. EXTEND STUDS AT 4'-0" O.C. TO STRUCTURE ABOVE.
C	3-5/8" METAL STUDS @ 16" O.C. WITH 5/8" GYPSUM BOARD EACH SIDE. TAPE, TEXTURE, AND PAINT. FULL HEIGHT TO 6" ABOVE CEILING. EXTEND STUDS AT 4'-0" O.C. TO STRUCTURE ABOVE.
D	1-1/2" METAL CLADDING, VAPOR BARRIER, 2" POLYISOCYANURATE INSULATION, 8" REINFORCED CMU. CMU CELLS SHALL BE FULLY GROUTED AT RANGE.
E	8" REINFORCED FULL HEIGHT CMU WALL. PROVIDE INSULATION AND METAL PANELS FROM LOWER ROOF TO UPPER ROOF. CMU CELLS SHALL BE FULLY GROUTED AT RANGE.


**WALL TYPE NOTES:**

- PROVIDE 5/8" CEMENT BACKER BOARD (IN LIEU OF GYPSUM BOARD) AND PORCELAIN TILE AT WAINSCOT LOCATIONS (HEIGHT 5'-0") IN BATHROOMS.
- STC-55 WALL ASSEMBLY: 3 5/8" STEEL STUDS 20 GA. 24" O.C., 3 1/2" GLASS FIBER INSULATION, 5/8" GYPSUM BOARD ON ONE SIDE AND 5/8" SOUNDBREAK XP GYPSUM BOARD ON THE OTHER.
- RANGE SIDE AND BACK WALLS TO BE TREATED WITH POROUS EXPANDED POLYPROPYLENE (PEPP) ACOUSTICAL PANELING TO 10'-0". TREATMENT DESIGNED/PROVIDED AND INSTALLED BY RANGE COMPONENT MANUFACTURER. SEE OWNER PREFERRED ALTERNATE 06 ON SHEET G1001.

**GRAPHIC SCALE(S)**



**WALKER GROUP**  
ARCHITECTURE  
INCORPORATED  
PO BOX 541, NEW BERN, NC 28563  
252-636-8778



**CRAVEN COMMUNITY COLLEGE-PUBLIC SAFETY TRAINING CENTER**

525 Executive Pkwy  
New Bern, NC 28562

Bid Documents  
SCO # 24-27879-01A

No.	Date

Project Number  
**2407.SAFE**

Drawn  
**TRA**

Scale  
**AS NOTED**

Drawing Title

Date  
**07/28/25**

Checked  
**CBW**

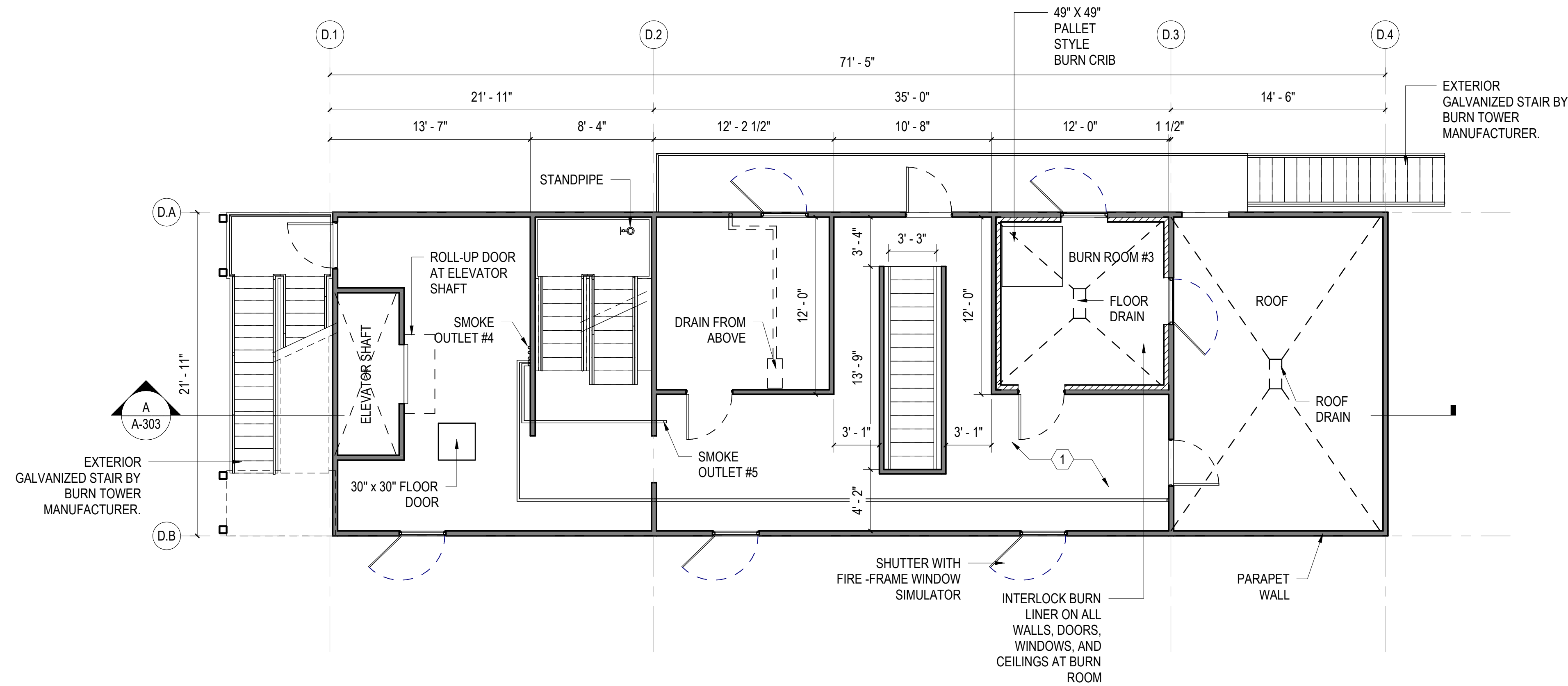
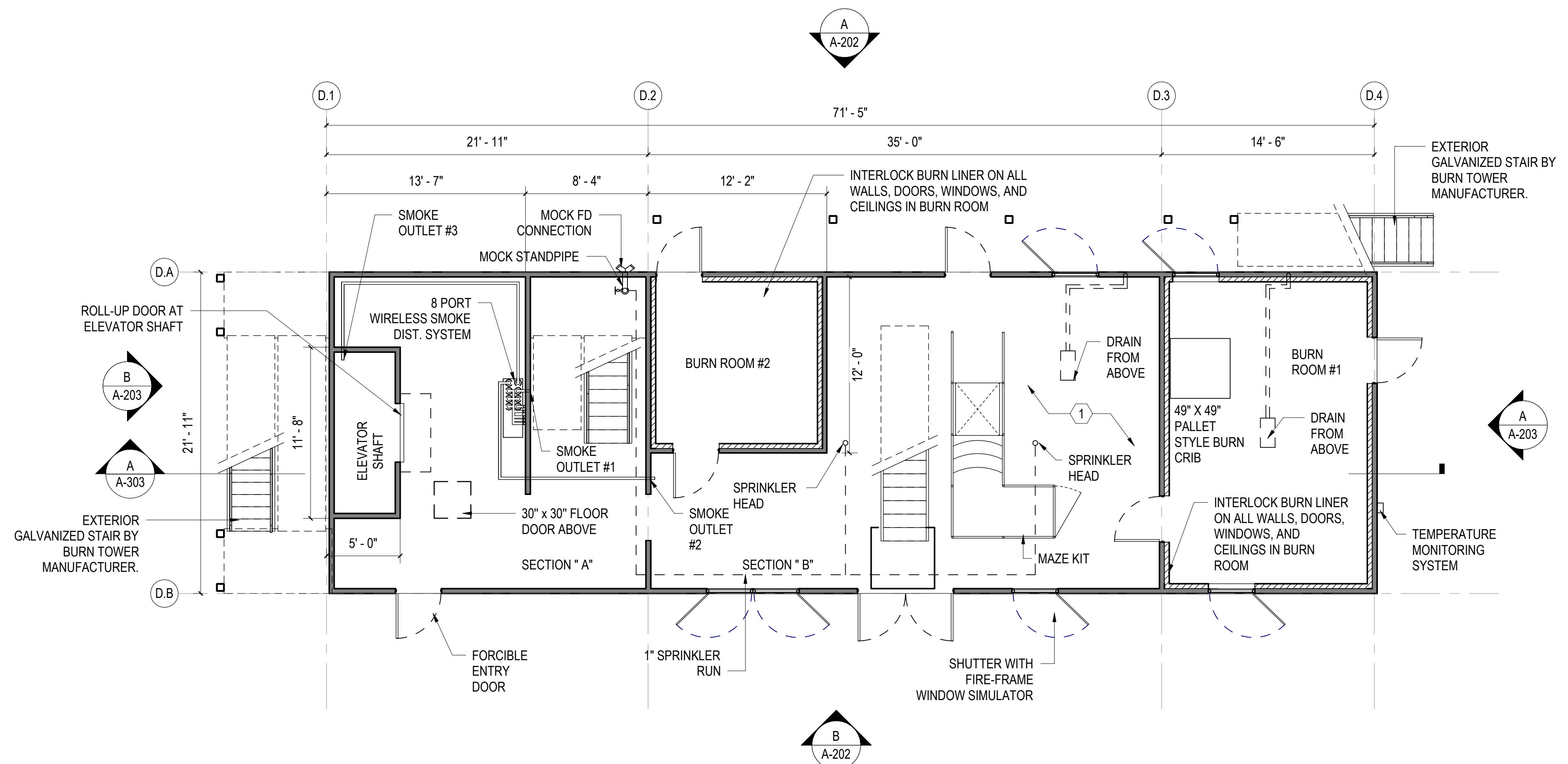
**INDOOR RANGE FLOOR PLAN**

Sheet Number  
88 Of 158

Drawing Number

**A-101**





**GENERAL SHEET NOTES**

1. SEE CIVIL, STRUCTURAL, MECHANICAL, ELECTRICAL, AND PLUMBING DRAWINGS FOR ADDITIONAL NOTES.
2. SEE SCHEDULES FOR WALL TYPES, DOOR/FRAME/WINDOW TYPES AND SIZES, AND FLOOR/WALL/CEILING FINISHES.
3. PROTECT EXISTING ITEMS TO REMAIN.

**KEYNOTES**


MARK	DESCRIPTION
1	DRILL/BURN TRAINING TOWER PROVIDED AND INSTALLED BY MANUFACTURER. GENERAL CONTRACTOR TO PROVIDE FOUNDATION, CONCRETE FLOORS WITHIN TOWER (PER MANUFACTURER) AND ELECTRICAL.

NOTE: WORK RELATED TO BURN/DRILL TOWER IS CONSIDERED BID ALTERNATE 01, SEE SHEET G1001.

**GRAPHIC SCALE(S)**



**WALKER GROUP**  
ARCHITECTURE  
INCORPORATED  
PO BOX 541, NEW BERN, NC 28563  
252-636-8778



**CRAVEN COMMUNITY COLLEGE- PUBLIC SAFETY TRAINING CENTER**

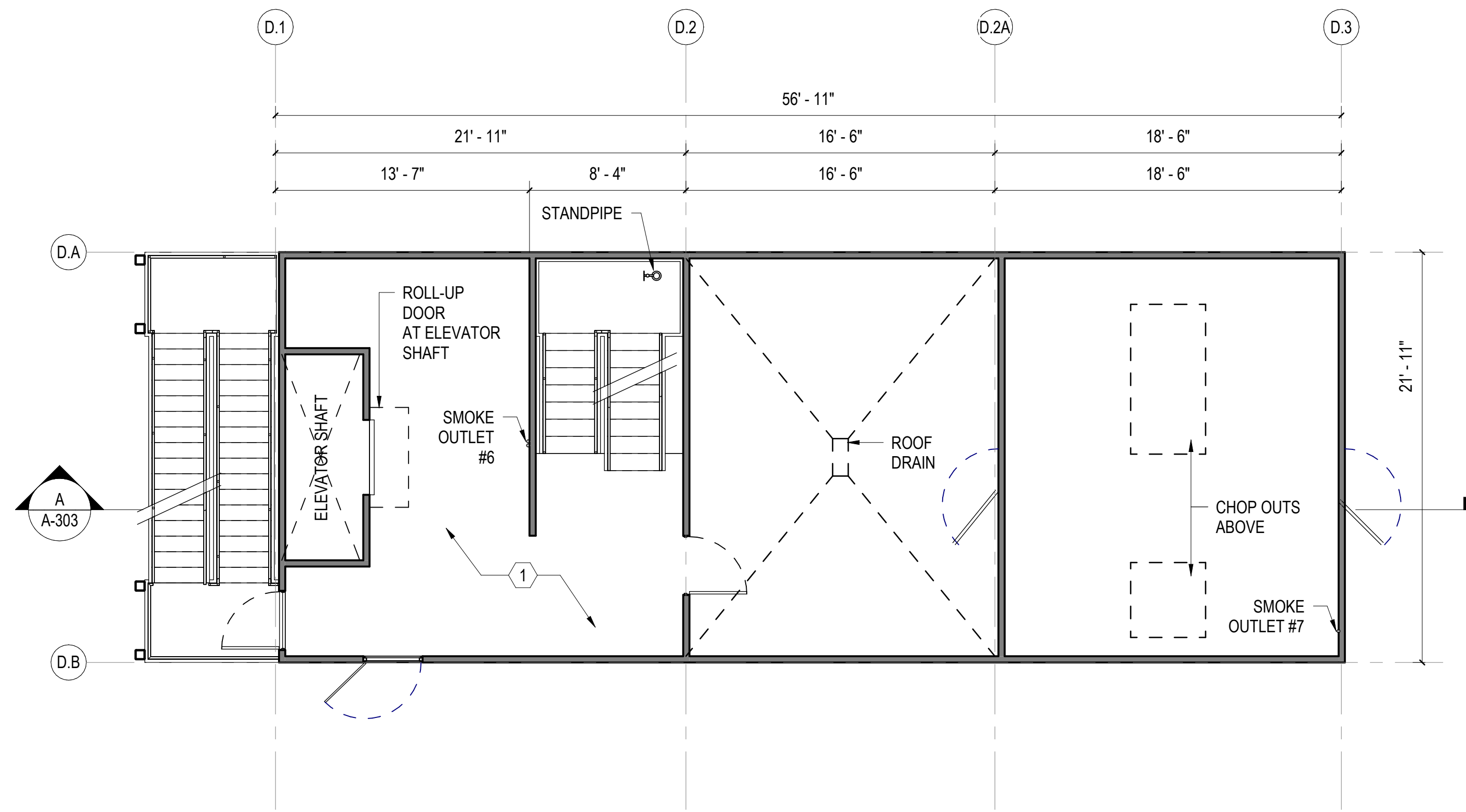
525 Executive Pkwy  
New Bern, NC 28562

Bid Documents  
SCO # 24-27879-01A

No.	Date	Revisions

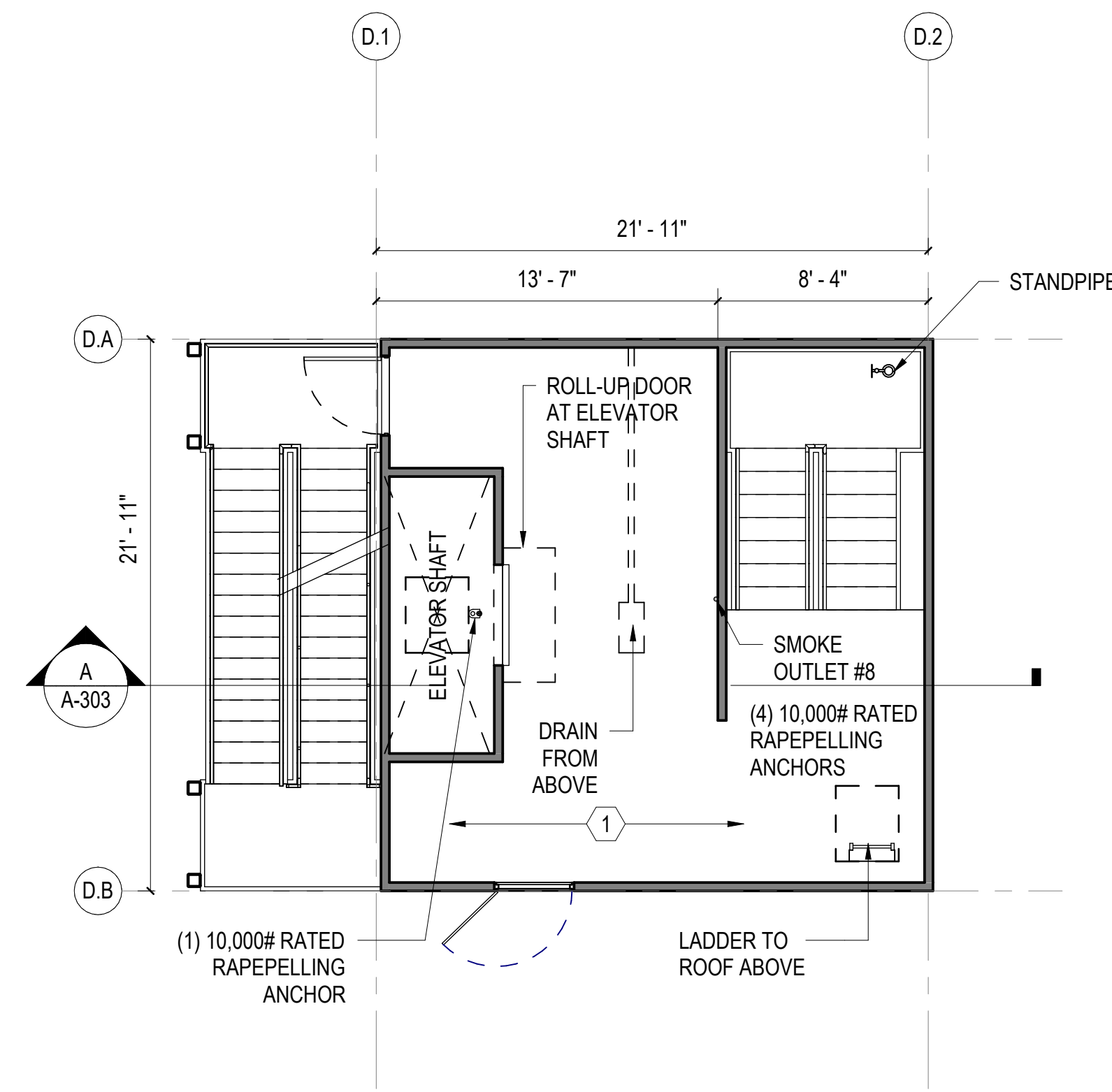
Project Number: 2407.SAFE  
Date: 07/28/25  
Drawn: TRA  
Checked: CBW  
Scale: AS NOTED  
Drawing Title: DRILL/BURN TOWER FLOOR PLANS

Sheet Number: 90 Of 158  
Drawing Number: A-103



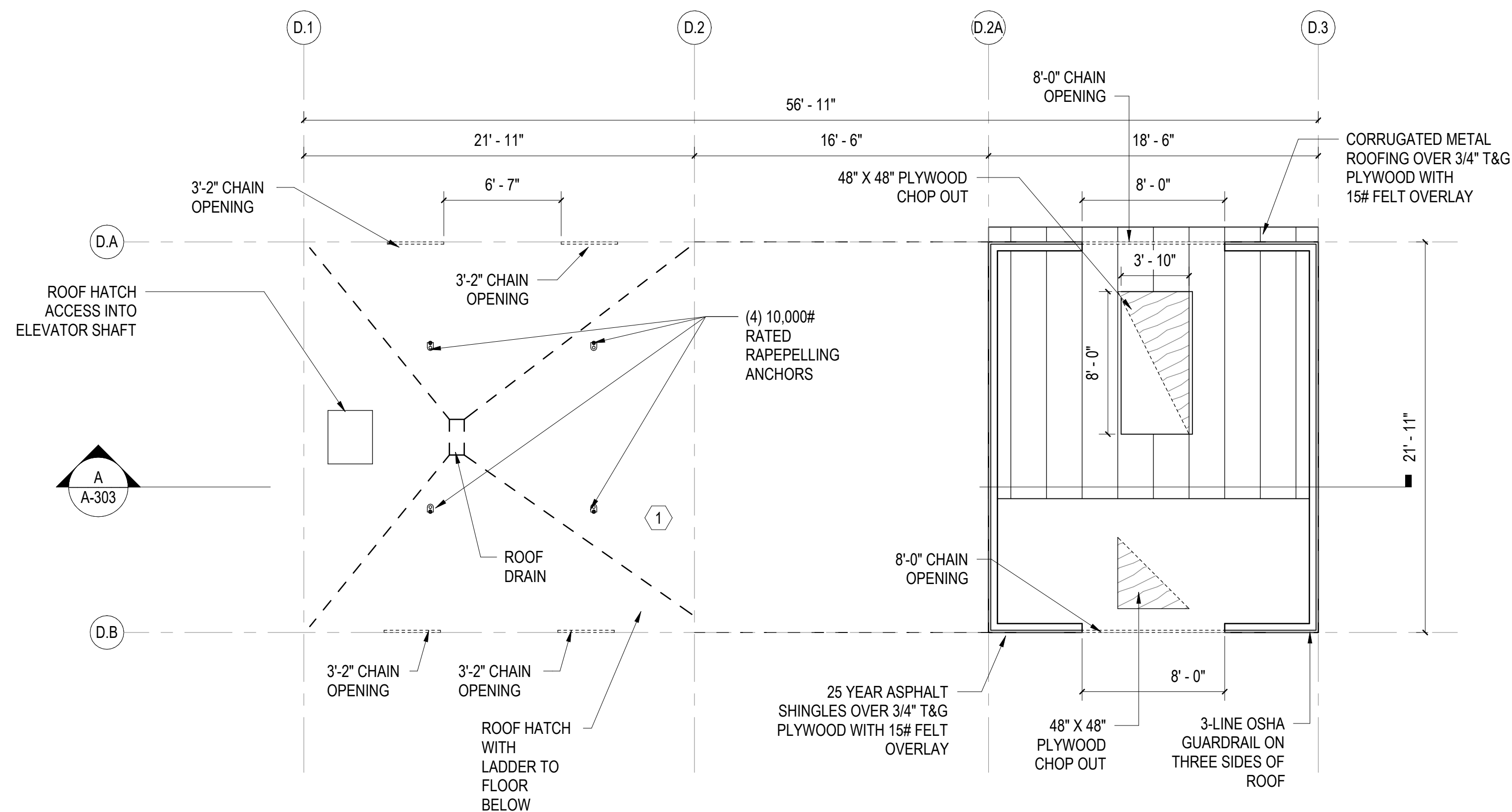
**DRILL/BURN TOWER 3RD/ATTIC FLOOR PLAN**

SCALE: 3/16" = 1'-0"



**DRILL/BURN TOWER 4TH FLOOR PLAN**

SCALE: 3/16" = 1'-0"



**DRILL/BURN TOWER ROOF PLAN**

SCALE: 3/16" = 1'-0"



**GENERAL SHEET NOTES**


1. SEE CIVIL, STRUCTURAL, MECHANICAL, ELECTRICAL, AND PLUMBING DRAWINGS FOR ADDITIONAL NOTES.
2. SEE SCHEDULES FOR WALL TYPES, DOOR/FRAME/WINDOW TYPES AND SIZES, AND FLOOR/WALL/CEILING FINISHES.
3. PROTECT EXISTING ITEMS TO REMAIN.

**NEW WORK KEYNOTES**

MARK	DESCRIPTION
1	DRILL/BURN TRAINING TOWER PROVIDED AND INSTALLED BY MANUFACTURER. GENERAL CONTRACTOR TO PROVIDE FOUNDATION, CONCRETE FLOORS WITHIN TOWER (PER MANUFACTURER) AND ELECTRICAL.

NOTE: WORK RELATED TO BURN/DRILL TOWER IS CONSIDERED BID ALTERNATE 01, SEE SHEET G1001.

**GRAPHIC SCALE(S)**



**CRAVEN COMMUNITY COLLEGE-PUBLIC SAFETY TRAINING CENTER**

525 Executive Pkwy  
New Bern, NC 28562

Bid Documents  
SCO # 24-27879-01A

No.	Date

Project Number: 2407.SAFE  
Date: 07/28/25  
Drawn: TRA  
Checked: CBW  
Scale: AS NOTED  
Drawing Title: DRILL/BURN TOWER FLOOR PLANS

**DRILL/BURN TOWER FLOOR PLANS**

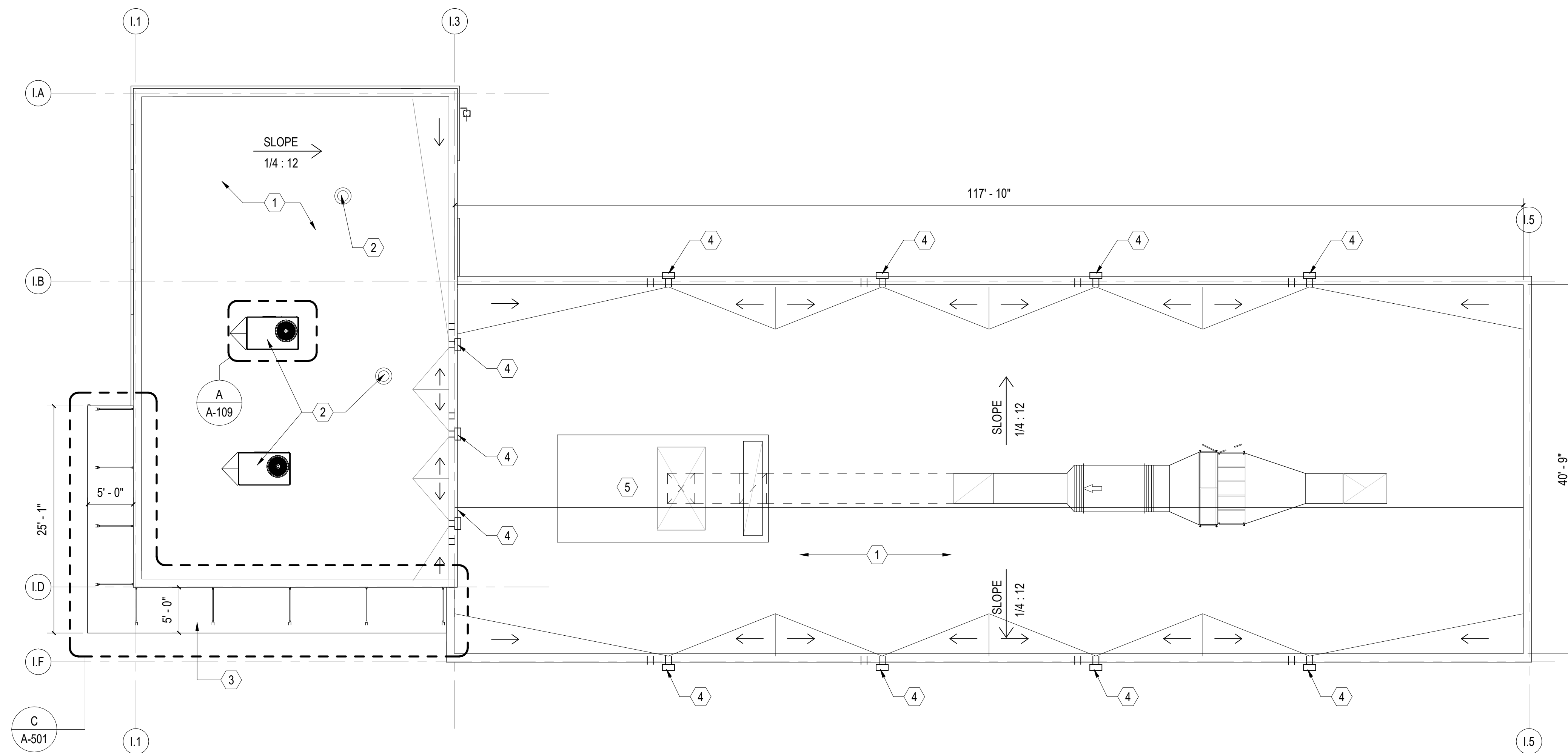
Sheet Number: 91  
Of: 158  
Drawing Number: A-104





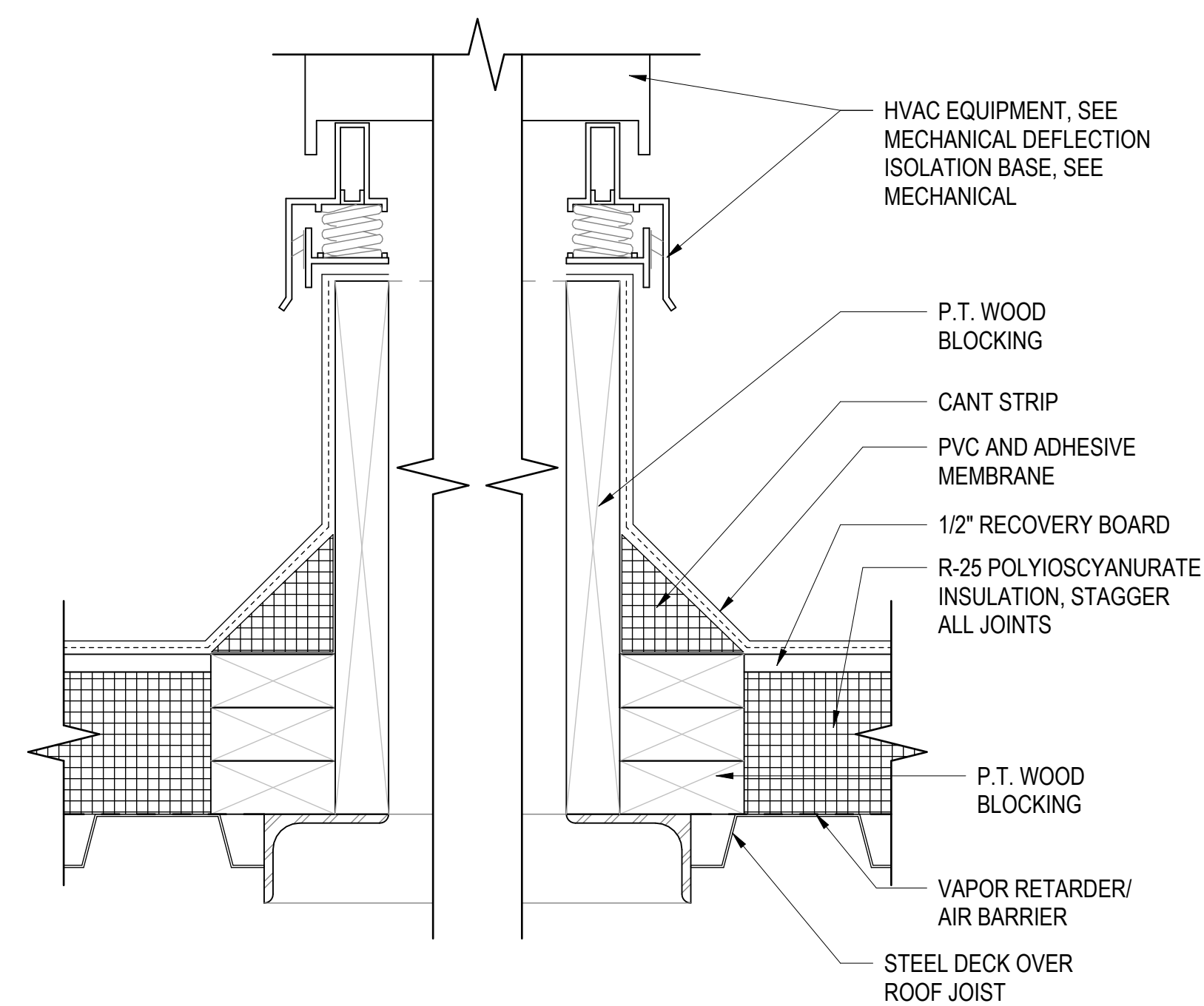
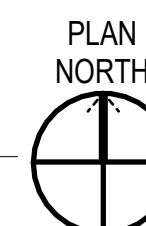






**INDOOR RANGE ROOF PLAN**

SCALE: 1/8" = 1'-0"



**A MECHANICAL EQUIPMENT CURB DETAIL**

SCALE: 3" = 1'-0" (A-109)



**GENERAL SHEET NOTES**

1. SEE CIVIL, STRUCTURAL, MECHANICAL, ELECTRICAL, AND PLUMBING DRAWINGS FOR ADDITIONAL NOTES.
2. SEE SCHEDULES FOR WALL TYPES, DOOR/FRAME/WINDOW TYPES AND SIZES, AND FLOOR/WALL/CEILING FINISHES.
3. PROTECT EXISTING ITEMS TO REMAIN.

**NEW WORK KEYNOTES**

MARK	DESCRIPTION
1	PVC MEMBRANE ROOF SYSTEM OVER RECOVERY BOARD, R-25 POLYISOCYANURATE INSULATION, VAPOR RETARDER AND METAL DECKING AND STEEL ROOF JOISTS. SEE STRUCTURAL. SEE ROOF TYPES ON A-003.
2	ROOFTOP MECHANICAL UNITS, CURBS AND CRICKETS. SEE MECHANICAL. SEE DETAIL A/A-110.
3	PRE-FINISHED OVERHEAD SUPPORTED METAL CANOPY. INSTALL PER MANUFACTURERS RECOMMENDATION. SEE DETAILS ON A-501.
4	6" X 6" THROUGH WALL SCUPPER WITH 6" CONDUCTOR HEAD AND 4" X 4" DOWNSPOUT. PROVIDE 6" X 6" ADJACENT OVERFLOW SCUPPER. SEE DETAILS ON A-502.
5	INDOOR RANGE EQUIPMENT INCLUDING; DUST CONTAINMENT AND COMPLETE RANGE HVAC SYSTEM. DESIGNED/PROVIDED AND INSTALLED BY RANGE COMPONENT MANUFACTURER. SEE OWNER PREFERRED ALTERNATE 06 ON SHEET G1001.

**WALKER GROUP**  
ARCHITECTURE  
INCORPORATED  
PO BOX 541, NEW BERN, NC 28563  
252-636-8778



**CRAVEN COMMUNITY COLLEGE-PUBLIC SAFETY TRAINING CENTER**

525 Executive Pkwy  
New Bern, NC 28562

Bid Documents  
SCO # 24-27879-01A

Revisions	No.	Date

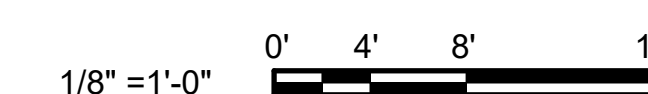
Project Number: 2407.SAFE Date: 07/28/25  
Drawn: TRA Checked: CBW

Scale: AS NOTED  
Drawing Title:

**INDOOR RANGE ROOF PLAN**

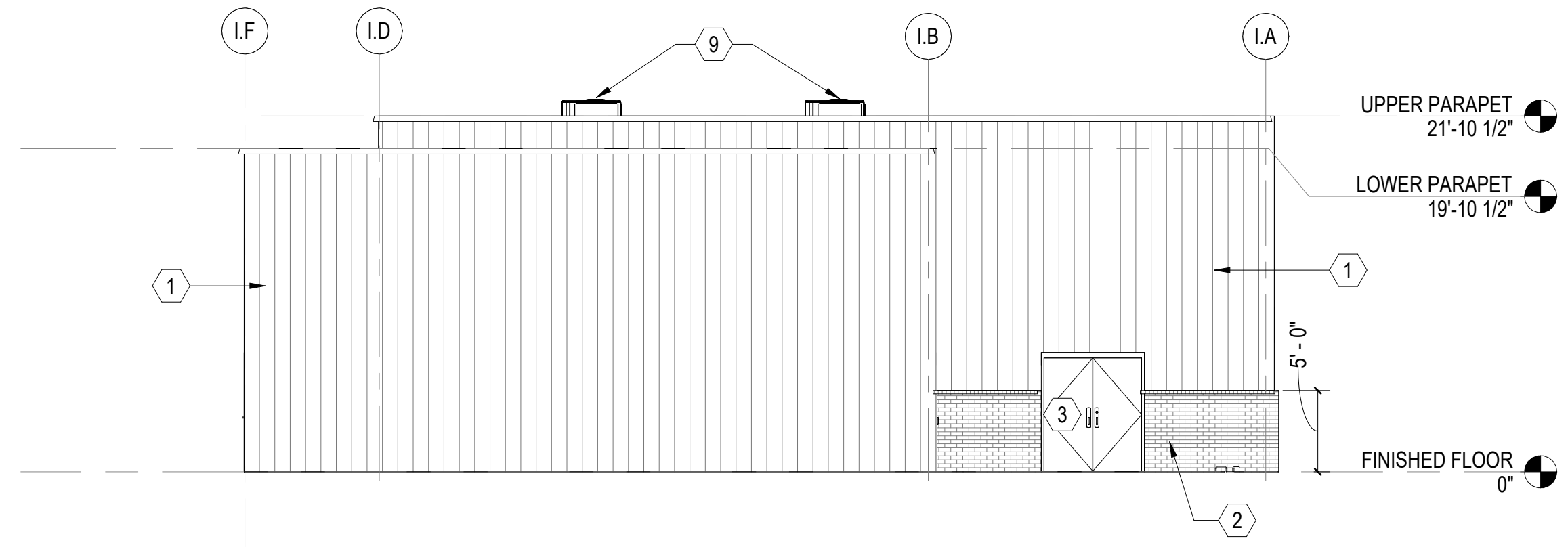
Sheet Number: 96 Of 158  
Drawing Number:

**GRAPHIC SCALE(S)**

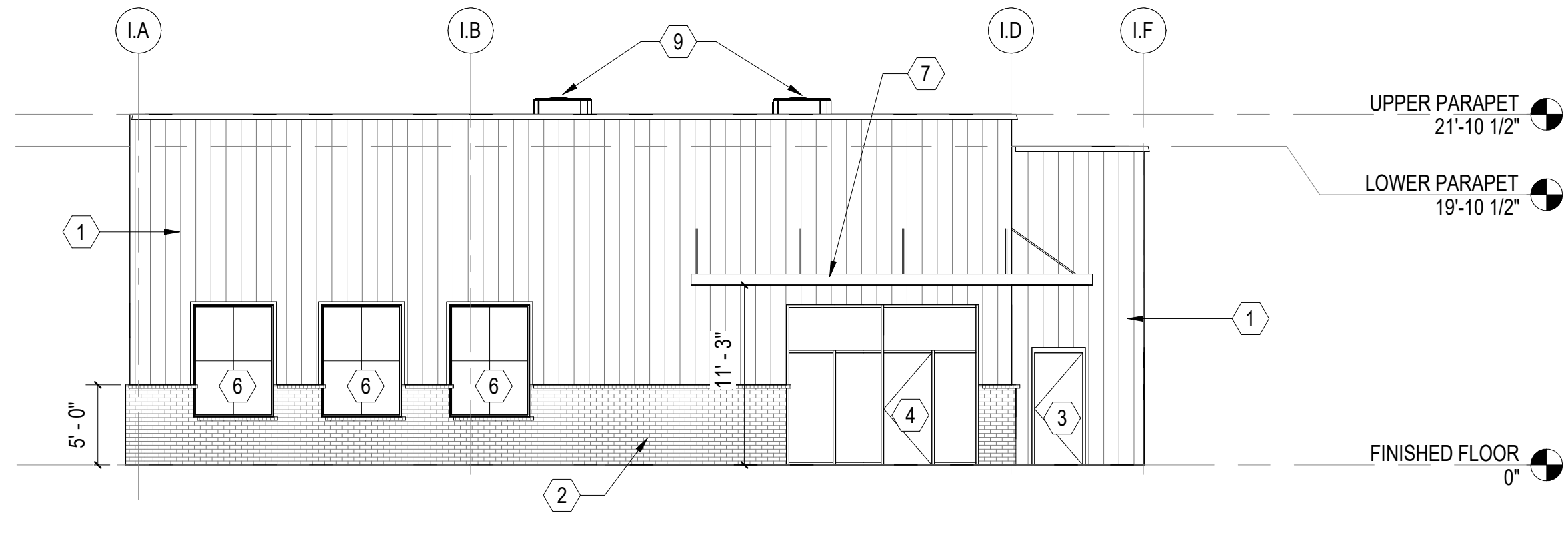


**A-109**

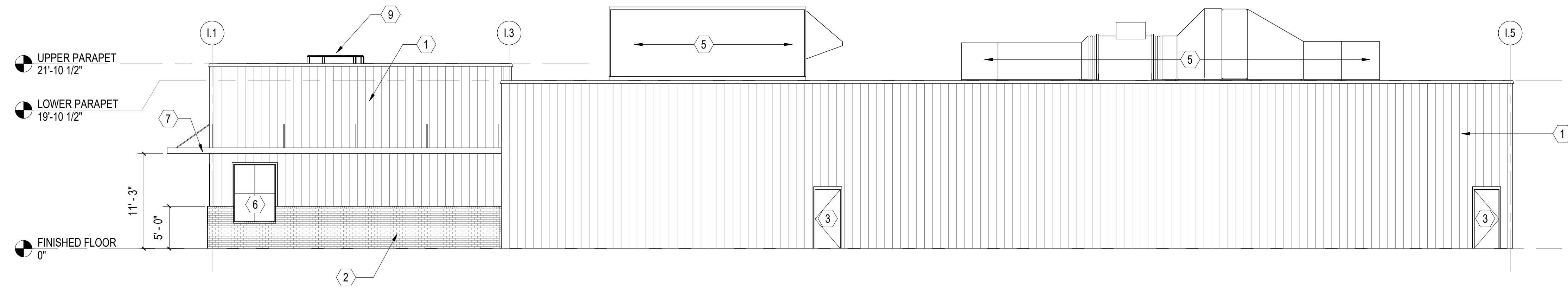




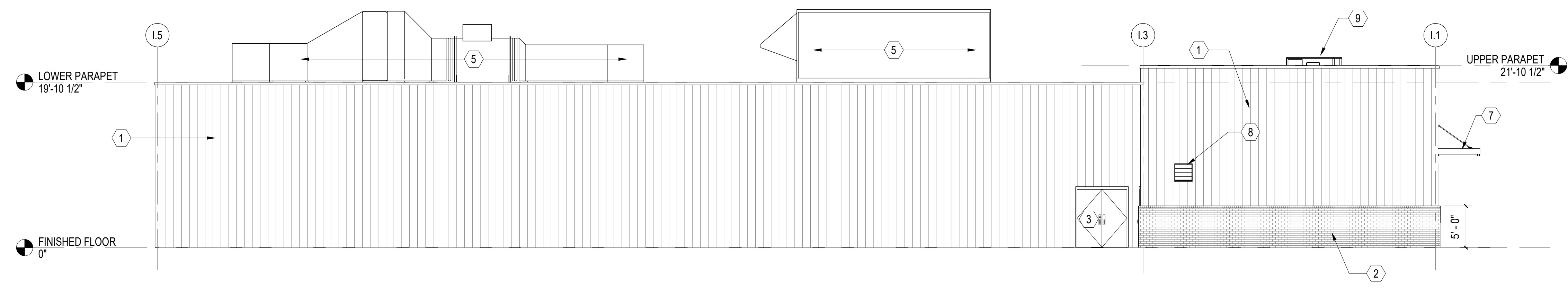
**A INDOOR RANGE REAR ELEVATION**  
SCALE: 1/8" = 1'-0" (A-101)



**B INDOOR RANGE FRONT ELEVATION**  
SCALE: 1/8" = 1'-0" (A-101)



**C INDOOR RANGE RIGHT ELEVATION**  
SCALE: 1/8" = 1'-0" (A-101)



**D INDOOR RANGE LEFT ELEVATION**  
SCALE: 1/8" = 1'-0" (A-101)


**GENERAL SHEET NOTES**

1. SEE CIVIL, STRUCTURAL, MECHANICAL, ELECTRICAL, AND PLUMBING DRAWINGS FOR ADDITIONAL NOTES.
2. SEE SCHEDULES FOR WALL TYPES, DOOR/FRAME/WINDOW TYPES AND SIZES, AND FLOOR/WALL/CEILING FINISHES.
3. PROTECT EXISTING ITEMS TO REMAIN.

**NEW WORK KEYNOTES**

MARK	DESCRIPTION
1	PRE-FINISHED METAL WALL PANEL.
2	SPLIT FACE BLOCK WAINSCOT, SEE WALL TYPES ON A-003.
3	HOLLOW METAL FRAME AND STEEL DOOR. SEE DOOR SCHEDULE.
4	ALUMINUM STOREFRONT SYSTEM AND DOOR. SEE SCHEDULE.
5	INDOOR RANGE EQUIPMENT INCLUDING; DUST CONTAINMENT AND COMPLETE RANGE HVAC SYSTEM. DESIGNED/PROVIDED AND INSTALLED BY RANGE COMPONENT MANUFACTURER. SEE OWNER PREFERRED ALTERNATE 06 ON SHEET G1001.
6	ALUMINUM WINDOW. SILL HEIGHT 3'-0. SEE WINDOW SCHEDULE.
7	PRE-FINISHED OVERHEAD SUPPORTED METAL CANOPY. INSTALL PER MANUFACTURERS RECOMMENDATION. SEE DETAILS ON A-501.
8	WALL LOUVER, SEE MECHANICAL.
9	ROOFTOP MECHANICAL UNITS, CURBS AND CRICKETS, SEE MECHANICAL. SEE DETAIL A/A-110.

**WALKER GROUP**  
ARCHITECTURE  
INCORPORATED  
PO BOX 541, NEW BERN, NC 28563  
252-636-8778



**CRAVEN COMMUNITY COLLEGE-PUBLIC SAFETY TRAINING CENTER**

525 Executive Pkwy  
New Bern, NC 28562

Bid Documents  
SCO # 24-27879-01A

No.	Date

Project Number: 2407.SAFE  
Date: 07/28/25  
Drawn: TRA  
Checked: CBW  
Scale: AS NOTED  
Drawing Title:

**INDOOR RANGE ELEVATIONS**

Sheet Number: 98  
Of: 158  
Drawing Number:

**A-201**

**GRAPHIC SCALE(S)**



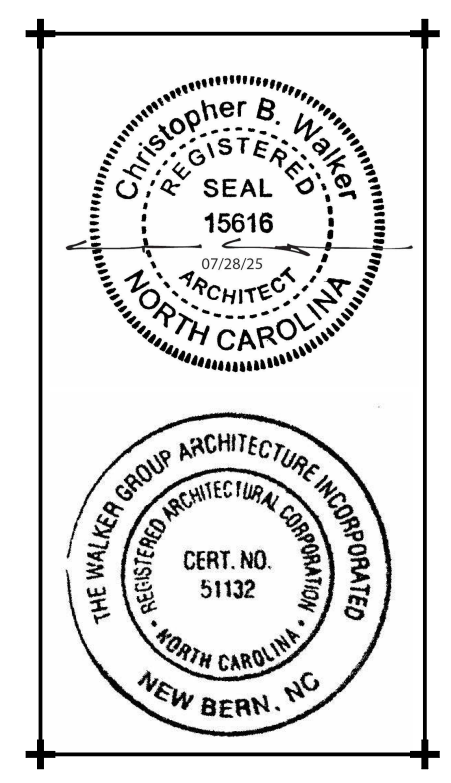
**GENERAL SHEET NOTES**

1. SEE CIVIL, STRUCTURAL, MECHANICAL, ELECTRICAL, AND PLUMBING DRAWINGS FOR ADDITIONAL NOTES.
2. SEE SCHEDULES FOR WALL TYPES, DOOR/FRAME/WINDOW TYPES AND SIZES, AND FLOOR/WALL/CEILING FINISHES.
3. PROTECT EXISTING ITEMS TO REMAIN.

**NEW WORK KEYNOTES**

MARK	DESCRIPTION
1	8" SPLIT FACE CMU. SEE WALL TYPES ON FLOOR PLAN. SEE WALL ASSEMBLIES A-003.
2	30'x30' PRE-FINISHED METAL CANOPY. PROVIDED AND INSTALLED BY OWNER.
3	CONCRETE APRON WITH THICKENED SLAB EDGES. SEE STRUCTURAL.
4	HI-LOW WATER COOLER, SEE PLUMBING.
5	STANDING SEAM METAL ROOF OVER VAPOR BARRIER, RECOVERY BAORD, R-25 POLYISOCYANURATE INSULATION, METAL DECKING AND STEEL ROOF JOISTS. SEE STRUCTURAL. SEE ROOF TYPES ON A-003.
6	PVC FASCIA AND TRIM. PAINT.
7	HOLLOW METAL FRAME AND STEEL DOOR. SEE DOOR SCHEDULE.
8	COILING DOOR, SEE FLOOR PLAN AND DOOR SCHEDULE.
9	EXHAUST FAN WALL VENT CAP, SEE MECHANICAL.
10	WALL MOUNTED FAN, SEE MECHANICAL.

NOTE: WORK RELATED TO REHAB BUILDINGS IS CONSIDERED BID ALTERNATE 03, SEE SHEET GI001.



**CRAVEN COMMUNITY COLLEGE-PUBLIC SAFETY TRAINING CENTER**

525 Executive Pkwy  
 New Bern, NC 28562

Bid Documents  
 SCO # 24-27879-01A

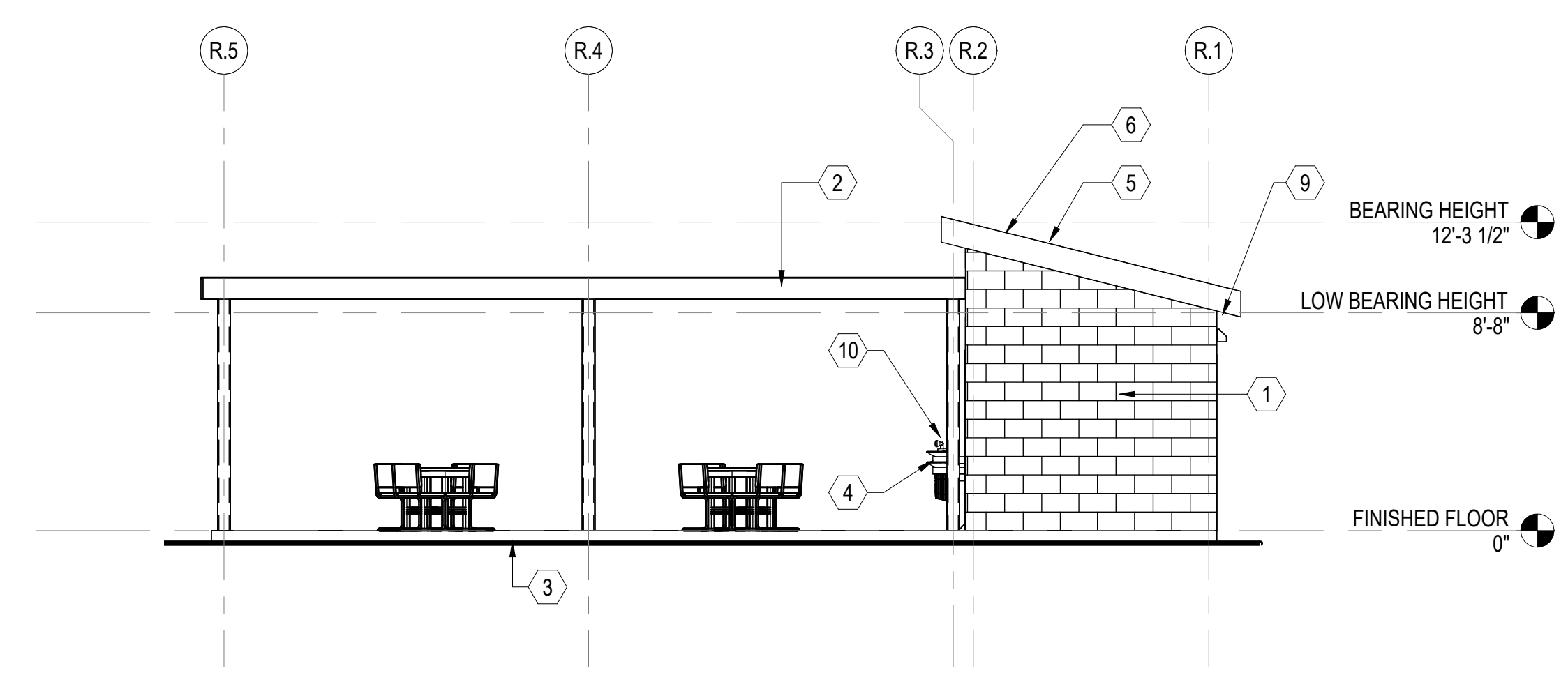
No.	Date

Project Number: 2407.SAFE  
 Date: 07/28/25  
 Drawn: TRA  
 Checked: CBW

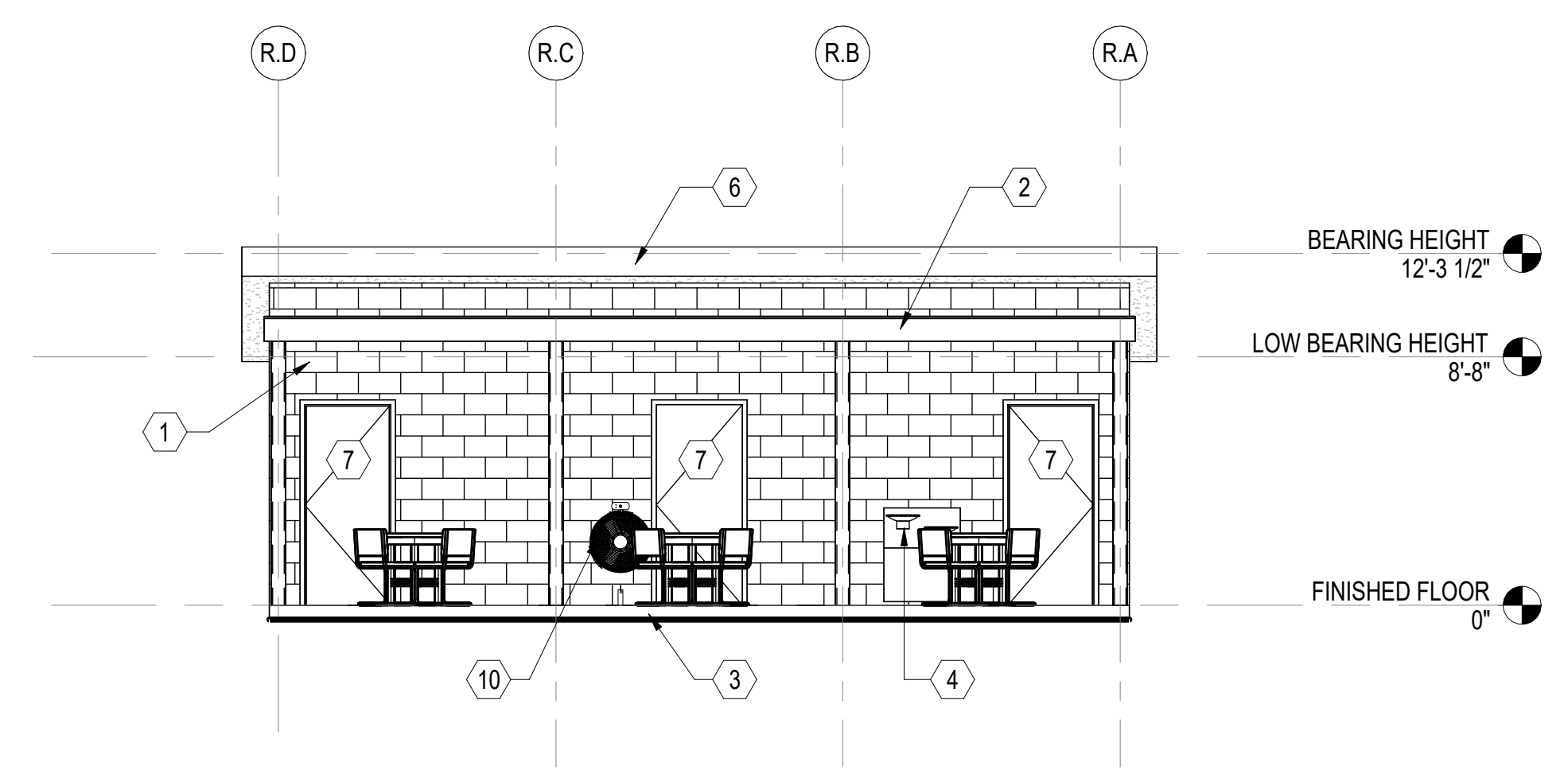
Scale: AS NOTED  
 Drawing Title: REHAB SHELTER ELEVATIONS

Sheet Number: 99 Of 158  
 Drawing Number: A-202

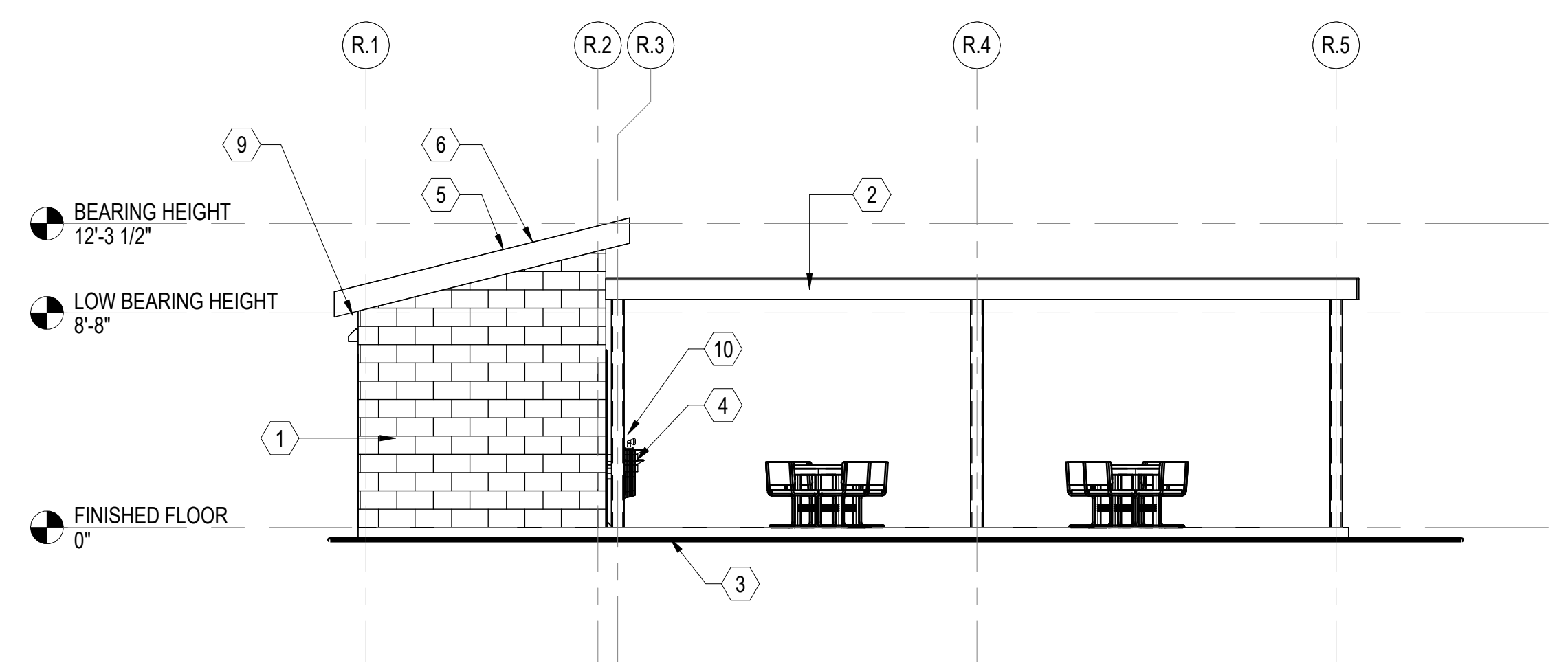
**GRAPHIC SCALE(S)**



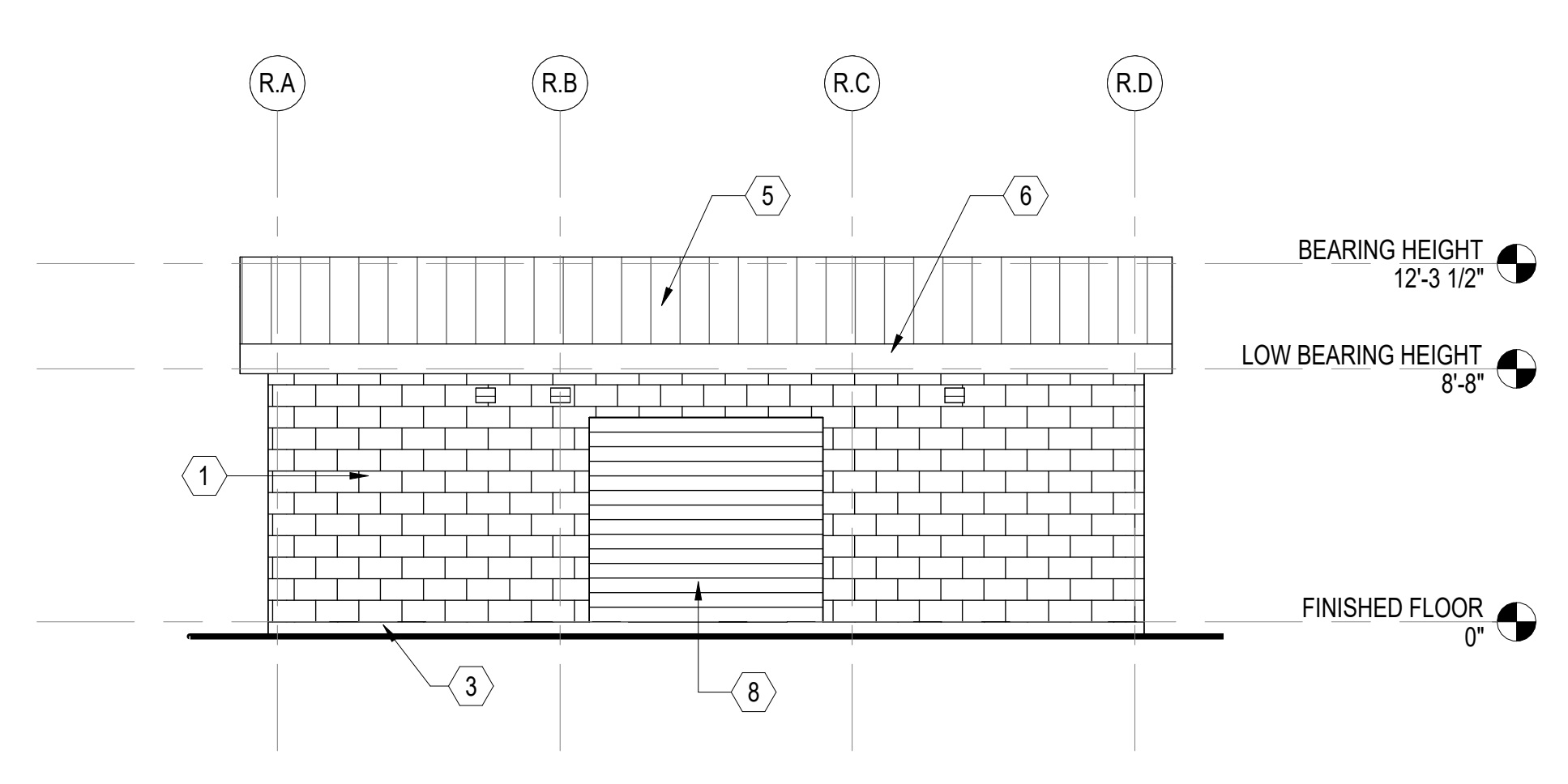
**A REHAB SHELTER NORTH ELEVATION**  
 SCALE: 3/16" = 1'-0" (A-102)



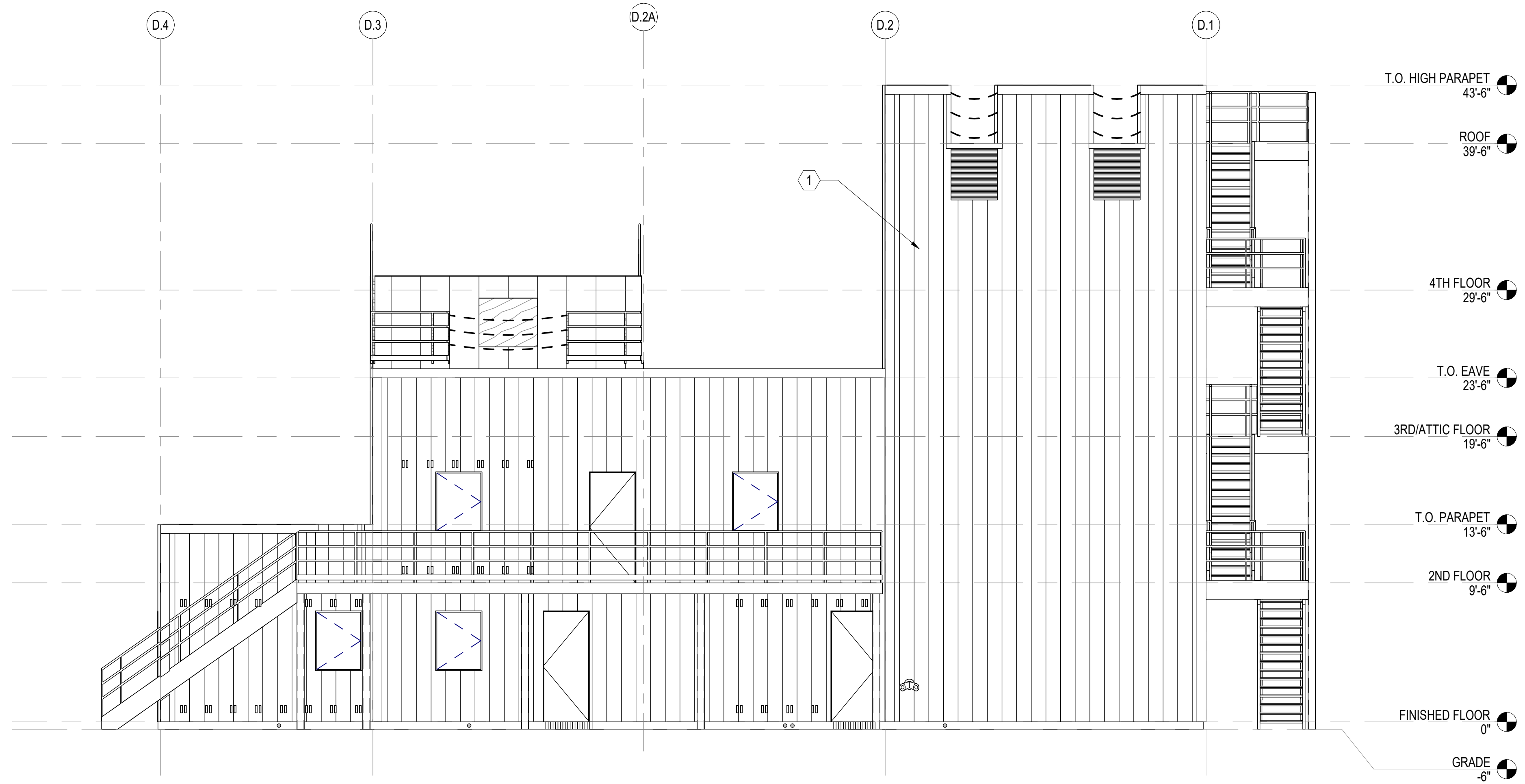
**B REHAB SHELTER EAST ELEVATION**  
 SCALE: 3/16" = 1'-0" (A-102)



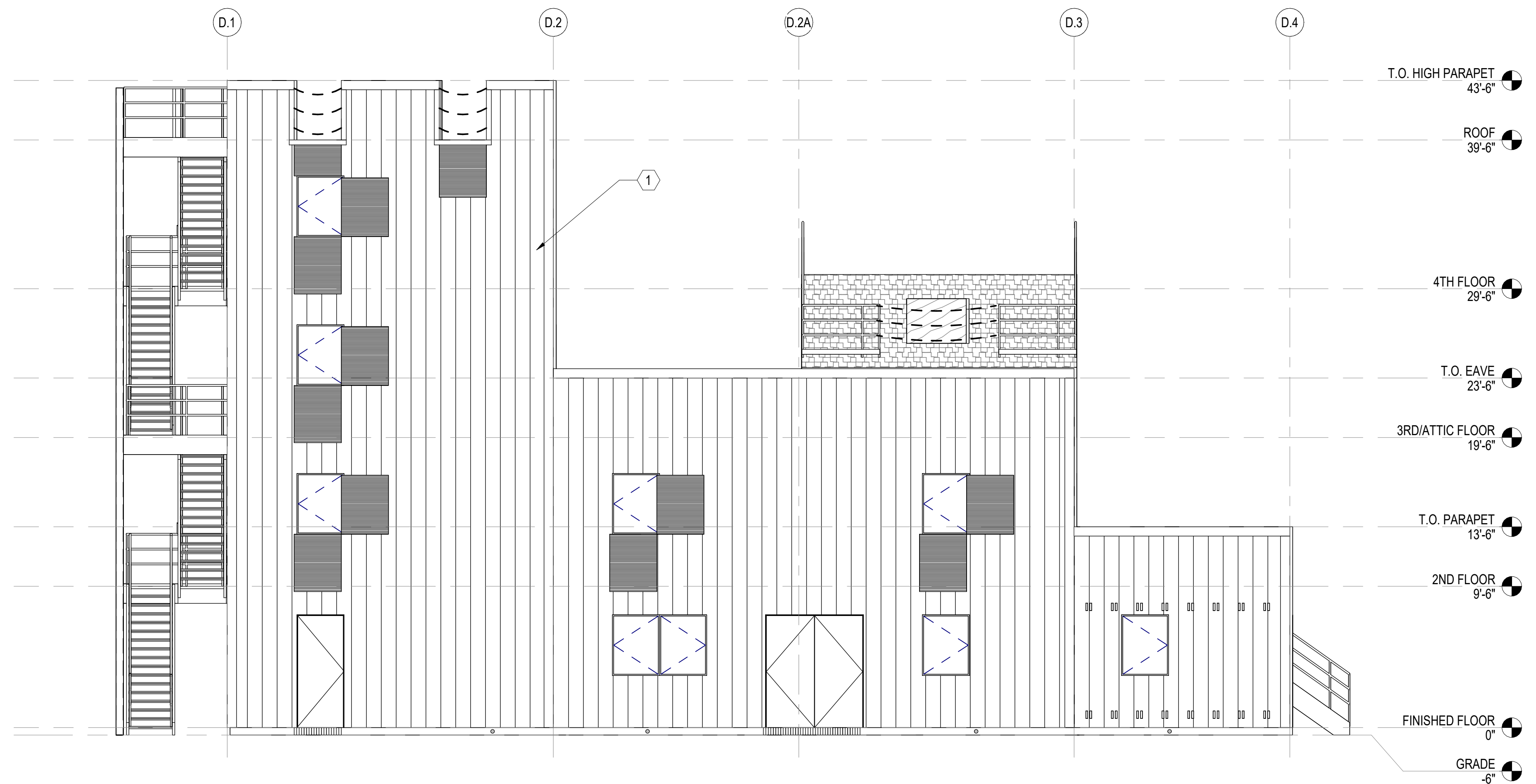
**C REHAB SHELTER SOUTH ELEVATION**  
 SCALE: 3/16" = 1'-0" (A-102)



**D REHAB SHELTER WEST ELEVATION**  
 SCALE: 3/16" = 1'-0" (A-102)



**A DRILL/BURN TOWER NORTH ELEVATION**  
SCALE: 3/16" = 1'-0" (A-102)



**B DRILL/BURN TOWER SOUTH ELEVATION**  
SCALE: 3/16" = 1'-0" (A-102)

**GENERAL SHEET NOTES**

1. SEE CIVIL, STRUCTURAL, MECHANICAL, ELECTRICAL, AND PLUMBING DRAWINGS FOR ADDITIONAL NOTES.
2. SEE SCHEDULES FOR WALL TYPES, DOOR/FRAME/WINDOW TYPES AND SIZES, AND FLOOR/WALL/CEILING FINISHES.
3. PROTECT EXISTING ITEMS TO REMAIN.

**NEW WORK KEYNOTES**


MARK	DESCRIPTION
1	DRILL/BURN TRAINING TOWER PROVIDED AND INSTALLED BY MANUFACTURER. GENERAL CONTRACTOR TO PROVIDE FOUNDATION, CONCRETE FLOORS WITHIN TOWER (PER MANUFACTURER) AND ELECTRICAL.

NOTE: WORK RELATED TO BURN/DRILL TOWER IS CONSIDERED BID ALTERNATE 01, SEE SHEET GI001.

**GRAPHIC SCALE(S)**



**WALKER**  
the **GROUP**  
**ARCHITECTURE**  
INCORPORATED  
PO BOX 541, NEW BERN, NC 28563  
252-636-8778



**CRAVEN**  
**COMMUNITY**  
**COLLEGE-**  
**PUBLIC SAFETY**  
**TRAINING**  
**CENTER**

525 Executive Pkwy  
New Bern, NC 28562

Bid Documents  
SCO # 24-27879-01A

No.	Date

Project Number  
**2407.SAFE**

Date  
**07/28/25**

Drawn  
**TRA**

Checked  
**CBW**

Scale  
**AS NOTED**

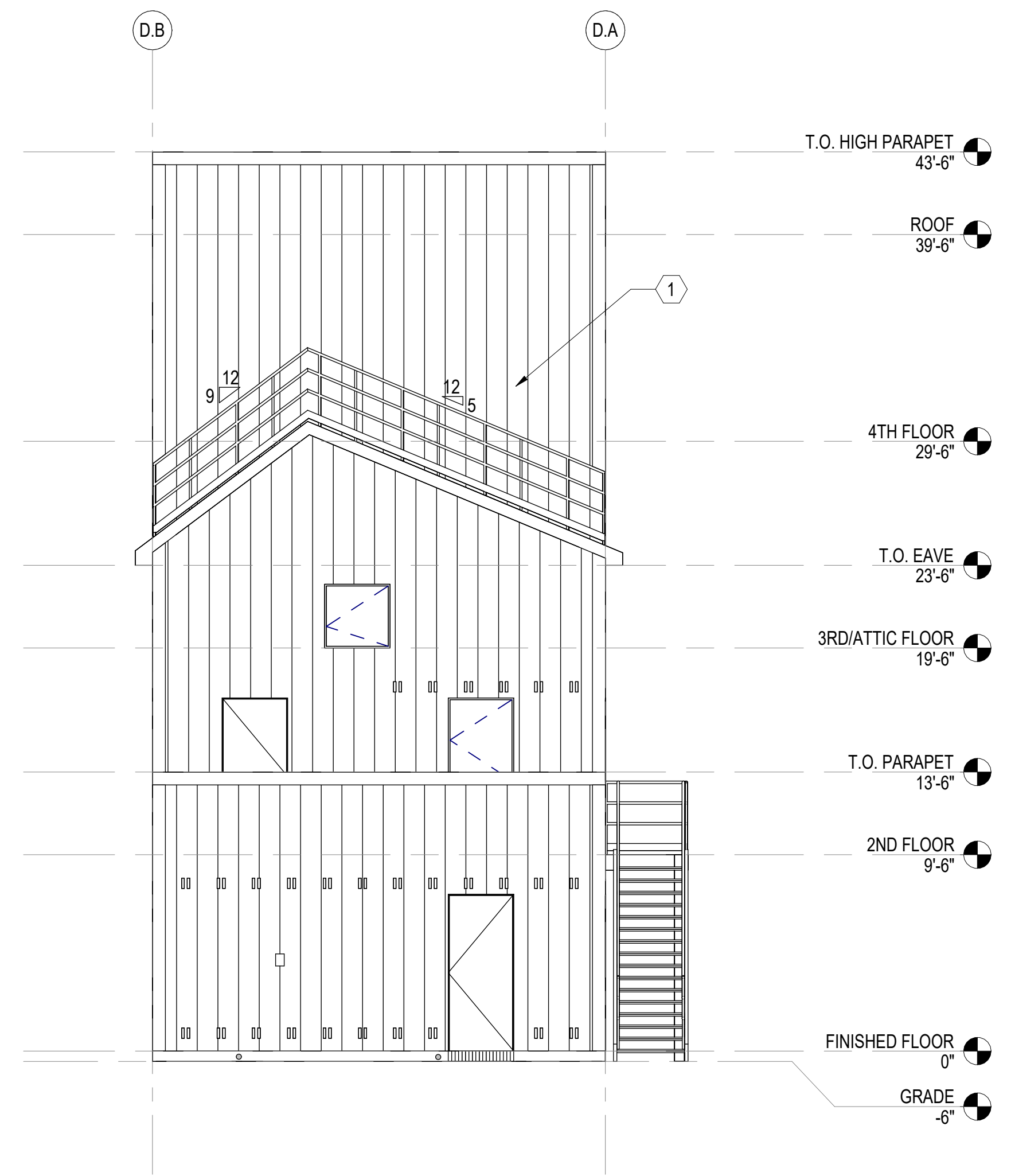
Drawing Title

**DRILL/BURN TOWER**  
**ELEVATIONS**

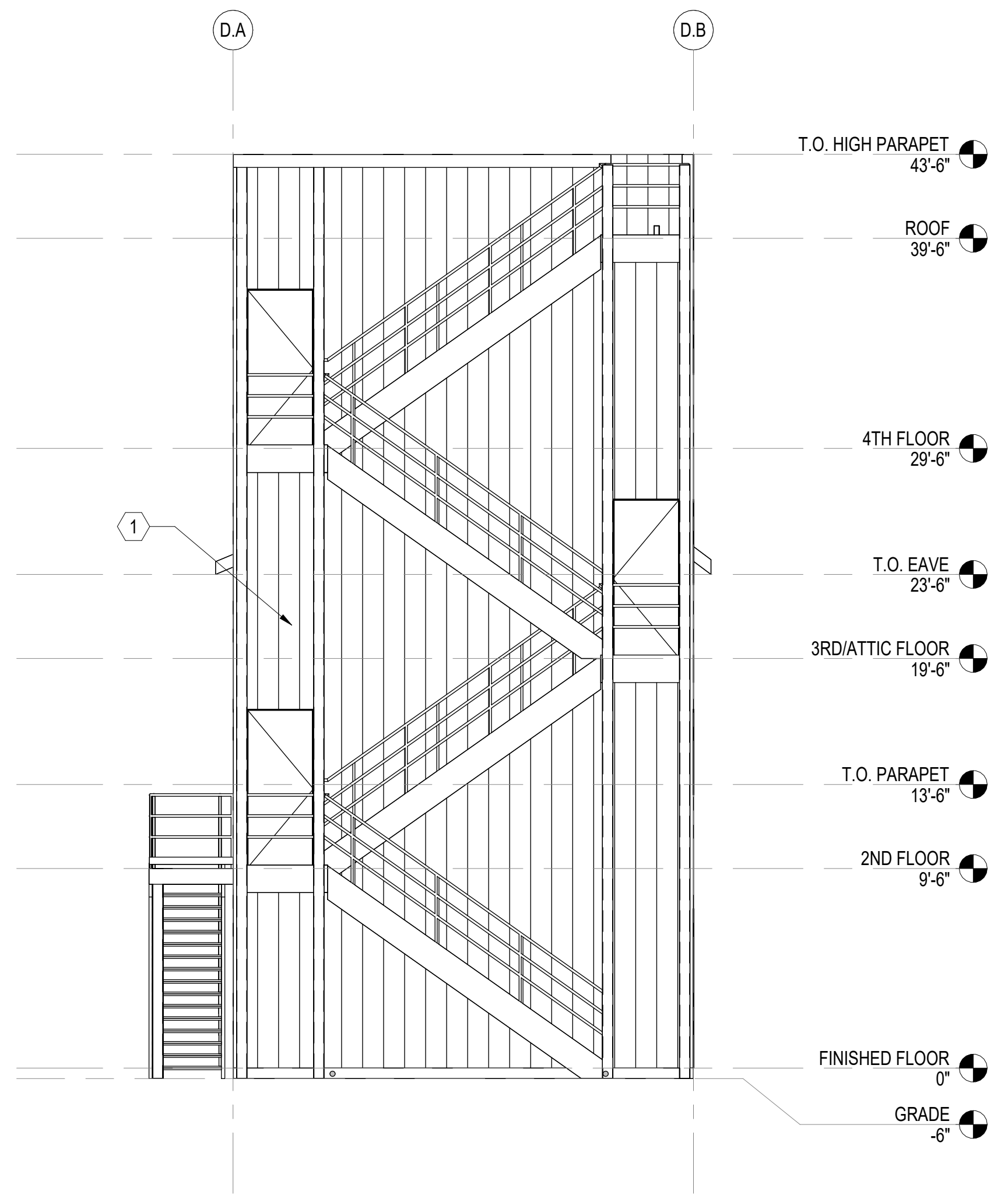
Sheet Number  
100 Of 158

Drawing Number

**A-203**



**A DRILL/BURN TOWER EAST ELEVATION**  
 SCALE: 3/16" = 1'-0" (A-102)



**B DRILL/BURN TOWER WEST ELEVATION**  
 SCALE: 3/16" = 1'-0" (A-102)

**GENERAL SHEET NOTES**

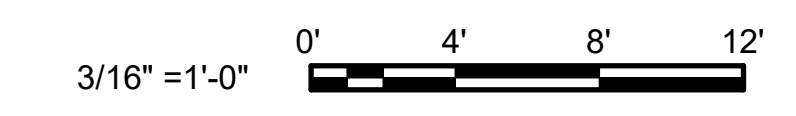
1. SEE CIVIL, STRUCTURAL, MECHANICAL, ELECTRICAL, AND PLUMBING DRAWINGS FOR ADDITIONAL NOTES.
2. SEE SCHEDULES FOR WALL TYPES, DOOR/FRAME/WINDOW TYPES AND SIZES, AND FLOOR/WALL/CEILING FINISHES.
3. PROTECT EXISTING ITEMS TO REMAIN.

**NEW WORK KEYNOTES**

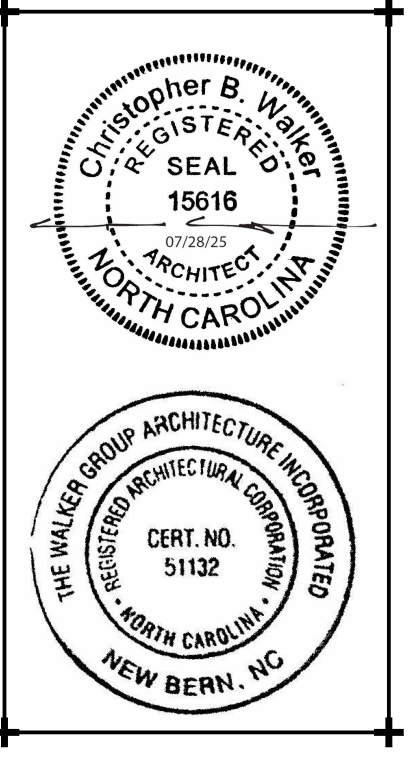
MARK	DESCRIPTION
1	DRILL/BURN TRAINING TOWER PROVIDED AND INSTALLED BY MANUFACTURER. GENERAL CONTRACTOR TO PROVIDE FOUNDATION, CONCRETE FLOORS WITHIN TOWER (PER MANUFACTURER) AND ELECTRICAL.

NOTE: WORK RELATED TO BURN/DRILL TOWER IS CONSIDERED BID ALTERNATE 01, SEE SHEET G1001.

**GRAPHIC SCALE(S)**



**WALKER**  
 the **GROUP**  
 ARCHITECTURE  
 incorporated  
 PO BOX 541, NEW BERN, NC 28563  
 252-636-8778



**CRAVEN**  
**COMMUNITY**  
**COLLEGE-**  
**PUBLIC SAFETY**  
**TRAINING**  
**CENTER**

525 Executive Pkwy  
 New Bern, NC 28562

Bid Documents  
 SCO # 24-27879-01A

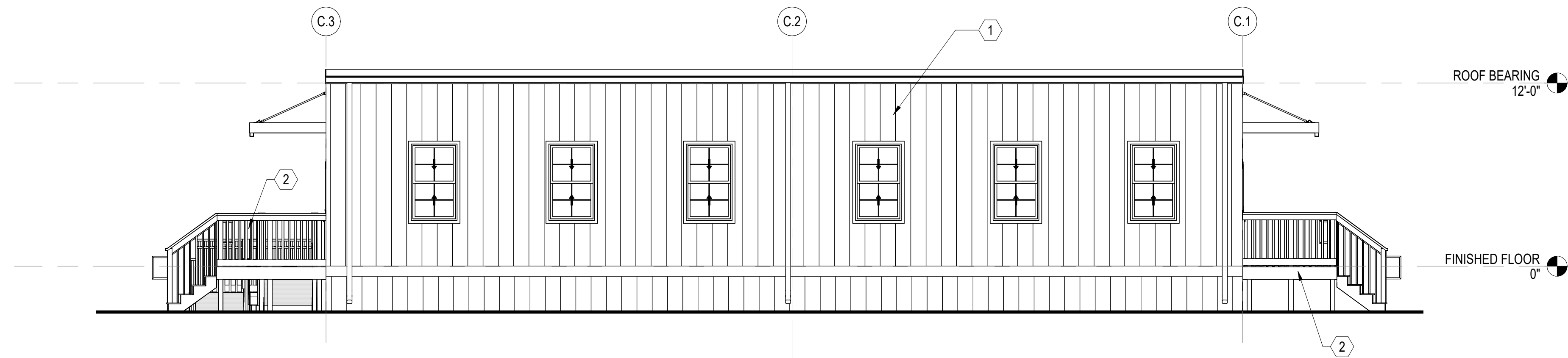
No.	Date

Project Number  
**2407.SAFE**  
 Date  
**07/28/25**  
 Drawn  
**TRA**  
 Checked  
**CBW**  
 Scale  
**AS NOTED**  
 Drawing Title

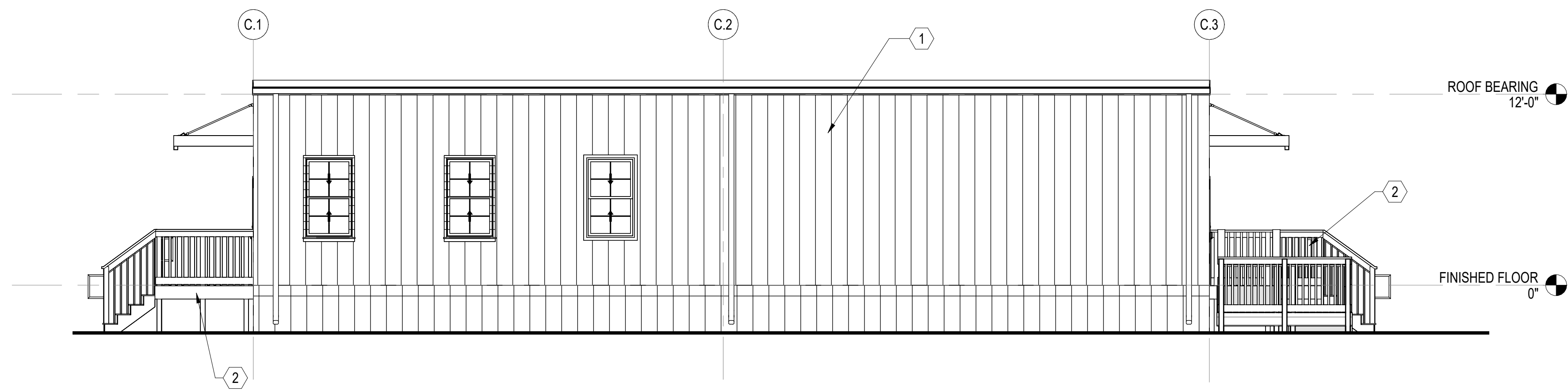
**DRILL/BURN TOWER**  
**ELEVATIONS**

Sheet Number  
 101 Of 158  
 Drawing Number

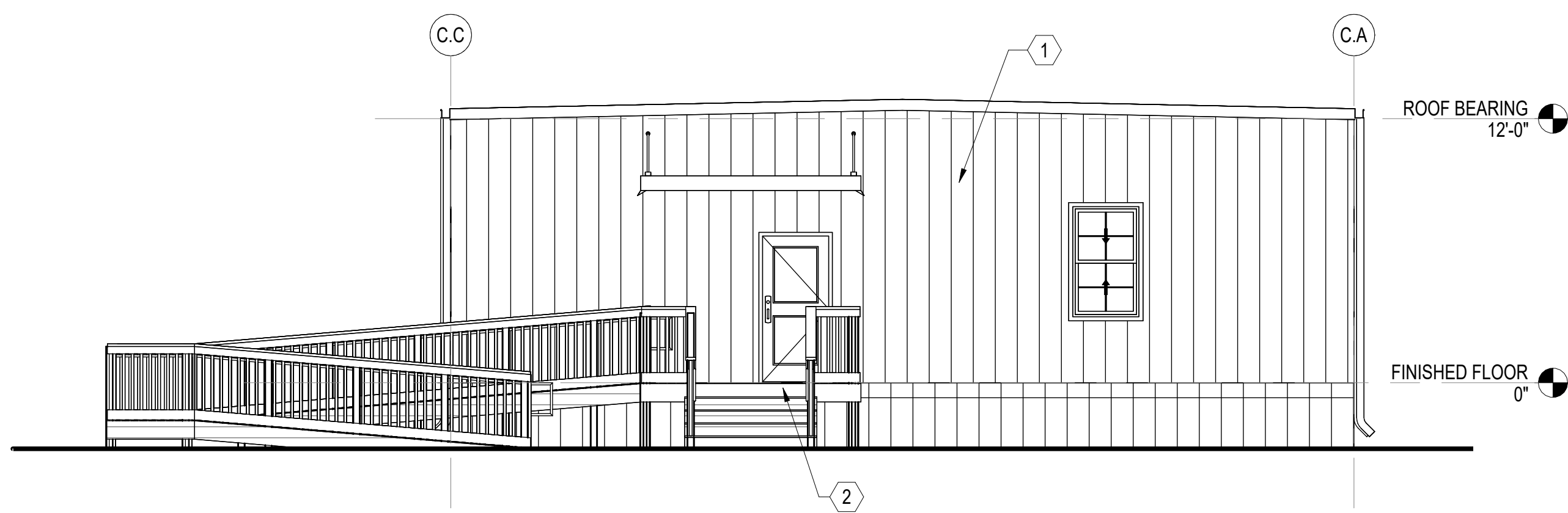
**A-204**



**A MODULAR CLASSROOM NORTH ELEVATION**  
SCALE: 3/16" = 1'-0" (A-101)



**B MODULAR CLASSROOM SOUTH ELEVATION**  
SCALE: 3/16" = 1'-0" (A-101)



**C MODULAR CLASSROOM EAST ELEVATION**  
SCALE: 3/16" = 1'-0" (A-101)



**D MODULAR CLASSROOM WEST ELEVATION**  
SCALE: 3/16" = 1'-0" (A-101)

**GENERAL SHEET NOTES**

1. SEE CIVIL, STRUCTURAL, MECHANICAL, ELECTRICAL, AND PLUMBING DRAWINGS FOR ADDITIONAL NOTES.
2. SEE SCHEDULES FOR WALL TYPES, DOOR/FRAME/WINDOW TYPES AND SIZES, AND FLOOR/WALL/CEILING FINISHES.
3. PROTECT EXISTING ITEMS TO REMAIN.

**NEW WORK KEYNOTES**

MARK	DESCRIPTION
1	MODULAR CLASSROOM BUILDING PROVIDED AN INSTALLED BY MANUFACTURER.
2	METAL PLATFORM, STAIR AND ACCESSIBLE RAMP BY MODULAR BUILDING MANUFACTURER.

NOTE: WORK RELATED TO LANDING, STAIRS AND RAMP IS CONSIDERED BID ALTERNATE 06, SEE SHEET G1001.

NOTE: MODULAR BUILDING SHALL BE REVIEWED AND APPROVED BY DEPARTMENT OF INSURANCE OFFICE OF STATE FIRE MARSHALL FOR ALL LIFE SAFETY, MECHANICAL, ELECTRICAL, AND PLUMBING SYSTEMS PRIOR TO BEING DELIVERED TO PROJECT SITE.



**CRAVEN COMMUNITY COLLEGE-PUBLIC SAFETY TRAINING CENTER**

525 Executive Pkwy  
New Bern, NC 28562

Bid Documents  
SCO # 24-27879-01A

Revisions	No.	Date

Project Number  
**2407.SAFE**  
Date  
**07/28/25**  
Drawn  
**TRA**  
Checked  
**CBW**  
Scale  
**AS NOTED**  
Drawing Title

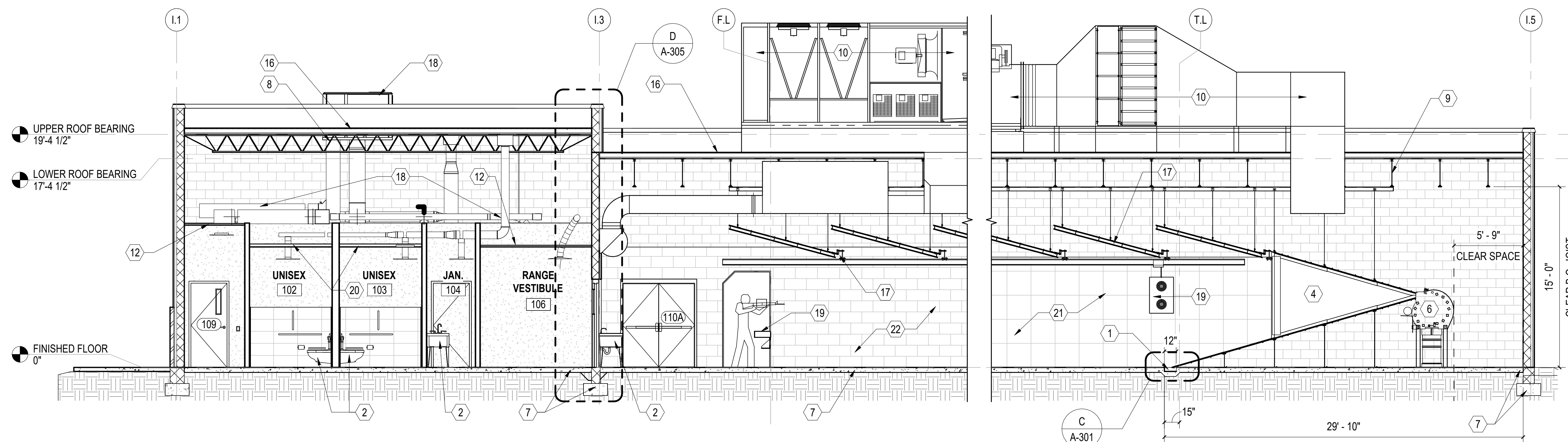
**MODULAR CLASSROOM ELEVATIONS**

Sheet Number  
102 Of 158  
Drawing Number

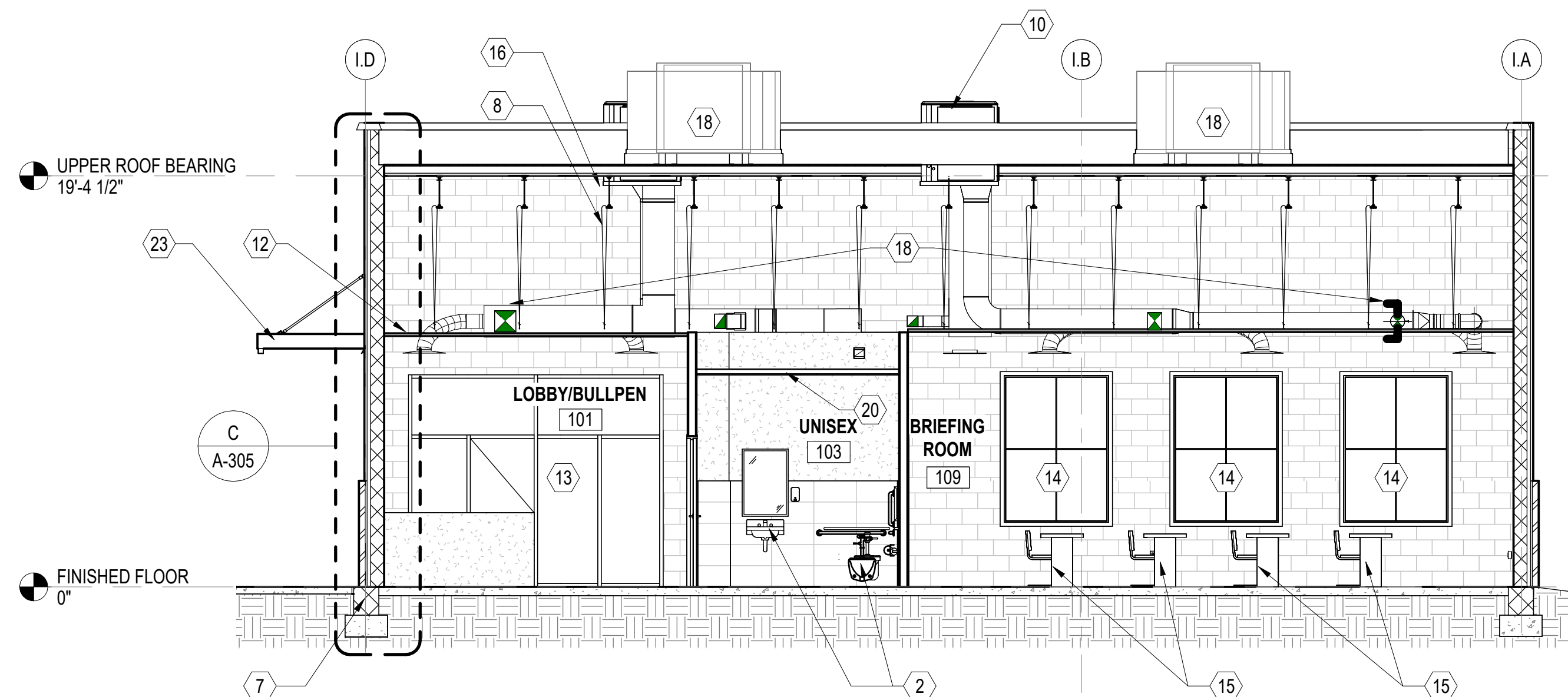
**GRAPHIC SCALE(S)**



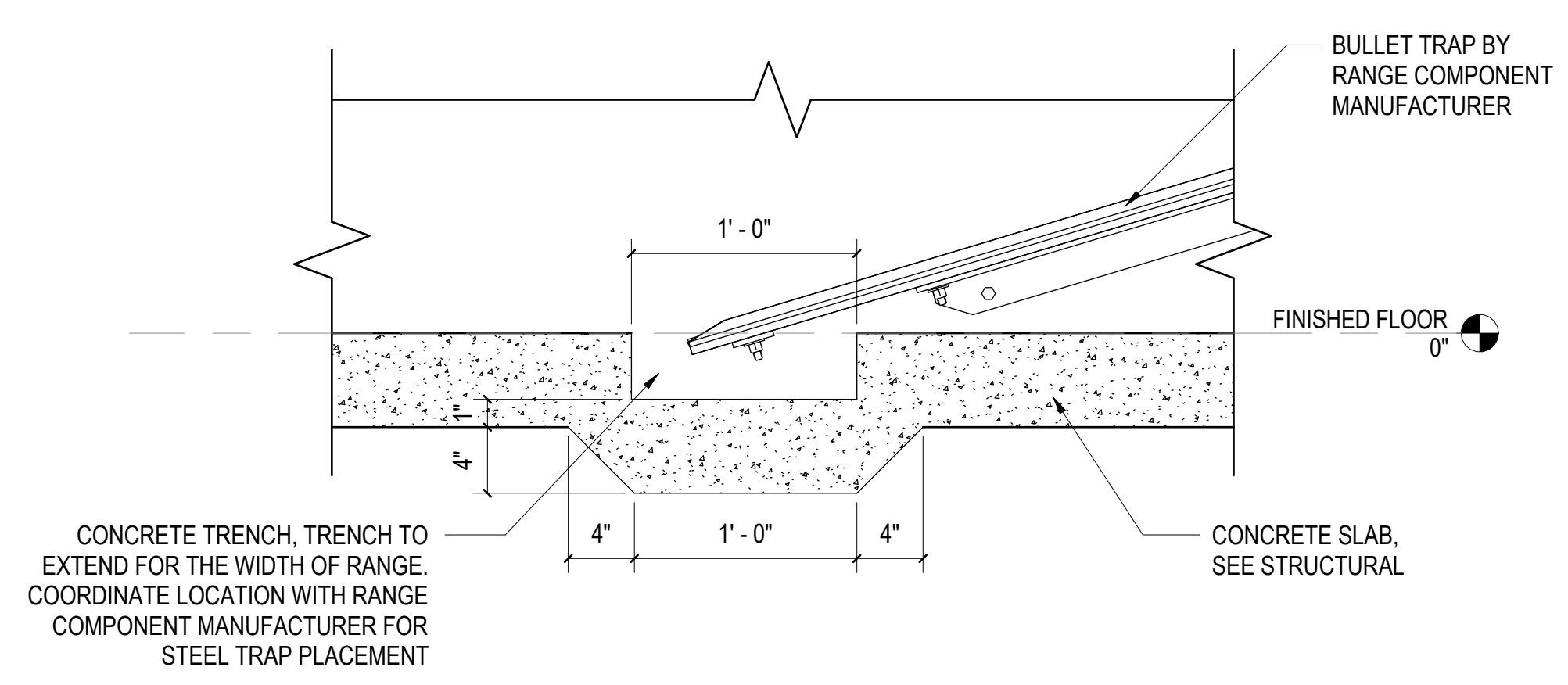




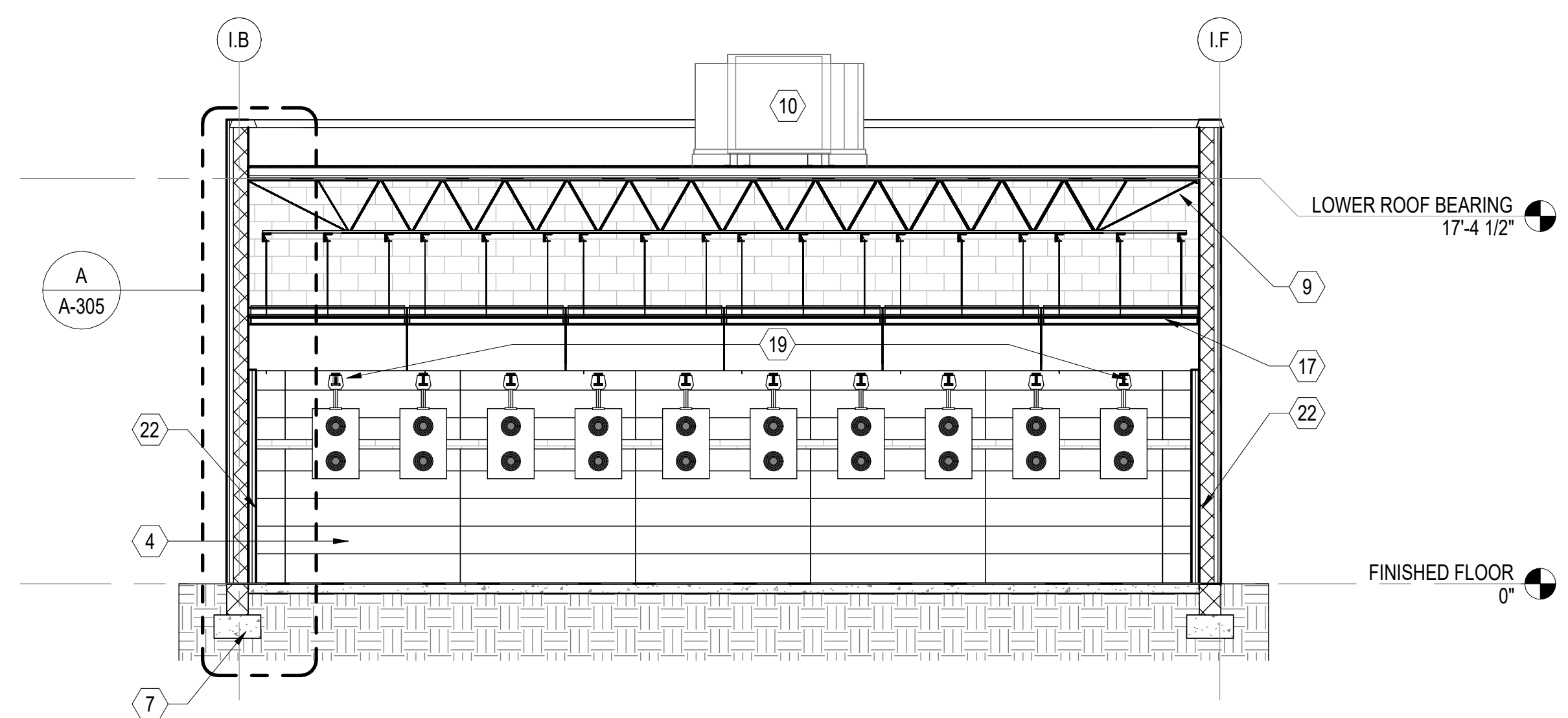
**A RANGE BUILDING SECTION**  
SCALE: 3/16" = 1'-0" (A-101)



**B RANGE CLASSROOM SECTION**  
SCALE: 3/16" = 1'-0" (A-101)



**C INDOOR RANGE - TRENCH DETAIL**  
SCALE: 1 1/2" = 1'-0" (A-301)



**D RANGE TARGET/BULLET TRAP SECTION**  
SCALE: 3/16" = 1'-0" (A-101)

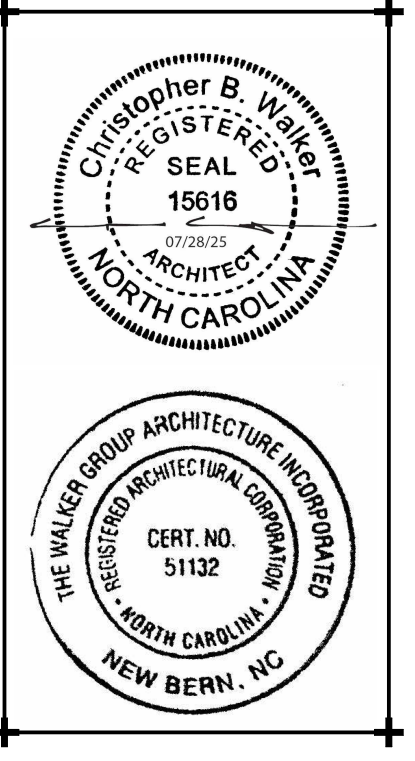
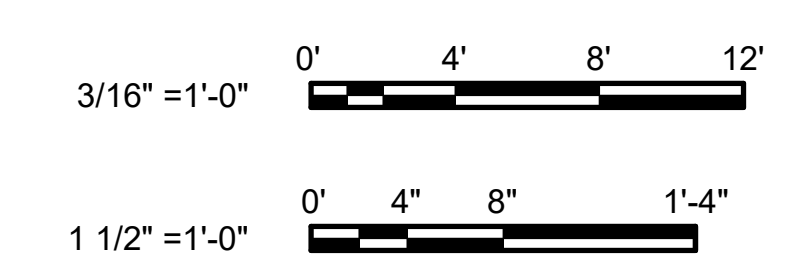
**GENERAL SHEET NOTES**

- SEE CIVIL, STRUCTURAL, MECHANICAL, ELECTRICAL, AND PLUMBING DRAWINGS FOR ADDITIONAL NOTES.
- SEE SCHEDULES FOR WALL TYPES, DOOR/FRAME/WINDOW TYPES AND SIZES, AND FLOOR/WALL/CEILING FINISHES.
- PROTECT EXISTING ITEMS TO REMAIN.

**NEW WORK KEYNOTES**

MARK	DESCRIPTION
1	4"D X 12"W CONCRETE BULLET TRENCH. TRENCH EXTENDS FOR THE WIDTH OF THE RANGE. COORDINATE LOCATION WITH RANGE COMPONENT MANUFACTURER FOR STEEL TRAP PLACEMENT.
2	PLUMBING FIXTURES. SEE PLUMBING.
4	BULLET TRAP BY RANGE COMPONENT MANUFACTURER.
6	BULLET TRAP COLLECTION AND EXHAUST SYSTEM BY RANGE COMPONENT MANUFACTURER.
7	CONCRETE SLAB AND FOOTING. SEE STRUCTURAL.
8	K18 JOISTS @ 4' O.C., SEE STRUCTURAL
9	K28 JOISTS @ 4' O.C., SEE STRUCTURAL
10	DUST CONTAINMENT AND COMPLETE RANGE HVAC SYSTEM BY RANGE COMPONENT MANUFACTURER.
12	ACOUSTICAL CEILING GRID, TILES, AND HANGERS. SEE REFLECTED CEILING PLAN.
13	ALUMINUM STOREFRONT SYSTEM AND DOOR. SEE STOREFRONT SCHEDULE.
14	ALUMINUM WINDOW. SILL HEIGHT 3'-0". SEE WINDOW SCHEDULE.
15	FURNITURE PROVIDED BY OWNER, TYPICAL.
16	PVC MEMBRANE ROOF SYSTEM OVER VAPOR BARRIER, RECOVERY BOARD, R-25 POLYISOCYANURATE INSULATION, METAL DECKING AND STEEL ROOF JOISTS. SEE STRUCTURAL.
17	BALLISTIC CEILING BAFFLES BY RANGE COMPONENT MANUFACTURER.
18	PROVIDE ROOFTOP UNITS, CURBS AND CRICKETS, SEE MECHANICAL. SEE DETAIL A/A-110.
19	RANGE STALLS, TARGET RETRIEVAL SYSTEM, CONTROL SYSTEM BY RANGE COMPONENT MANUFACTURER.
20	SUSPENDED GYPSUM BOARD CEILING.
21	COMBAT WALL BAFFLES. DESIGNED/PROVIDED AND INSTALLED BY RANGE COMPONENT MANUFACTURER. SEE OWNER PREFERRED ALTERNATE 06 ON SHEET G1001.
22	RANGE SIDE & BACK WALLS TREATED WITH (PEPP) ACOUSTICAL PANELING TO 10'-0". SEE WALL TYPE NOTE ON SHEET A-101 FOR MORE INFORMATION.
23	PRE-FINISHED OVERHEAD SUPPORTED METAL CANOPY. INSTALL PER MANUFACTURERS RECOMMENDATION. SEE DETAILS ON A-501.

**GRAPHIC SCALE(S)**



**CRAVEN COMMUNITY COLLEGE-PUBLIC SAFETY TRAINING CENTER**

525 Executive Pkwy  
New Bern, NC 28562

Bid Documents  
SCO # 24-27879-01A

Revisions	No.	Date

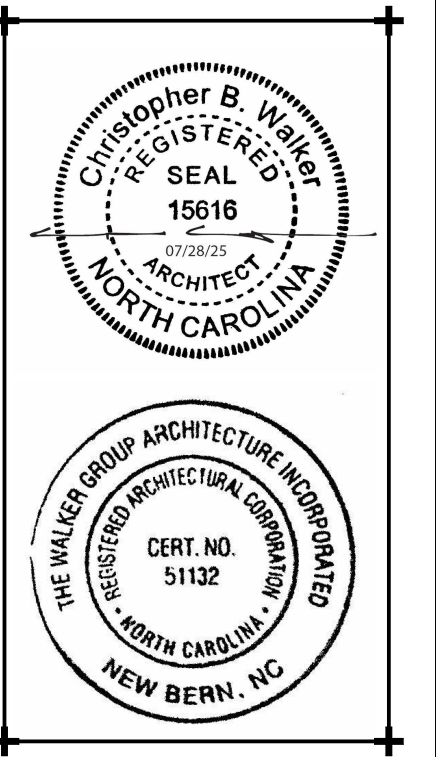
Project Number: 2407.SAFE  
Date: 07/28/25  
Drawn: TRA  
Checked: CBW  
Scale: AS NOTED  
Drawing Title: INDOOR RANGE BUILDING SECTIONS

Sheet Number: 104 Of 158  
Drawing Number: A-301









**CRAVEN COMMUNITY COLLEGE-PUBLIC SAFETY TRAINING CENTER**

525 Executive Pkwy  
New Bern, NC 28562

Bid Documents  
SCO # 24-27879-01A

No.	Date

Project Number  
**2407.SAFE**

Date  
**07/28/25**

Drawn  
**Author**

Checked  
**CBW**

Scale  
**AS NOTED**

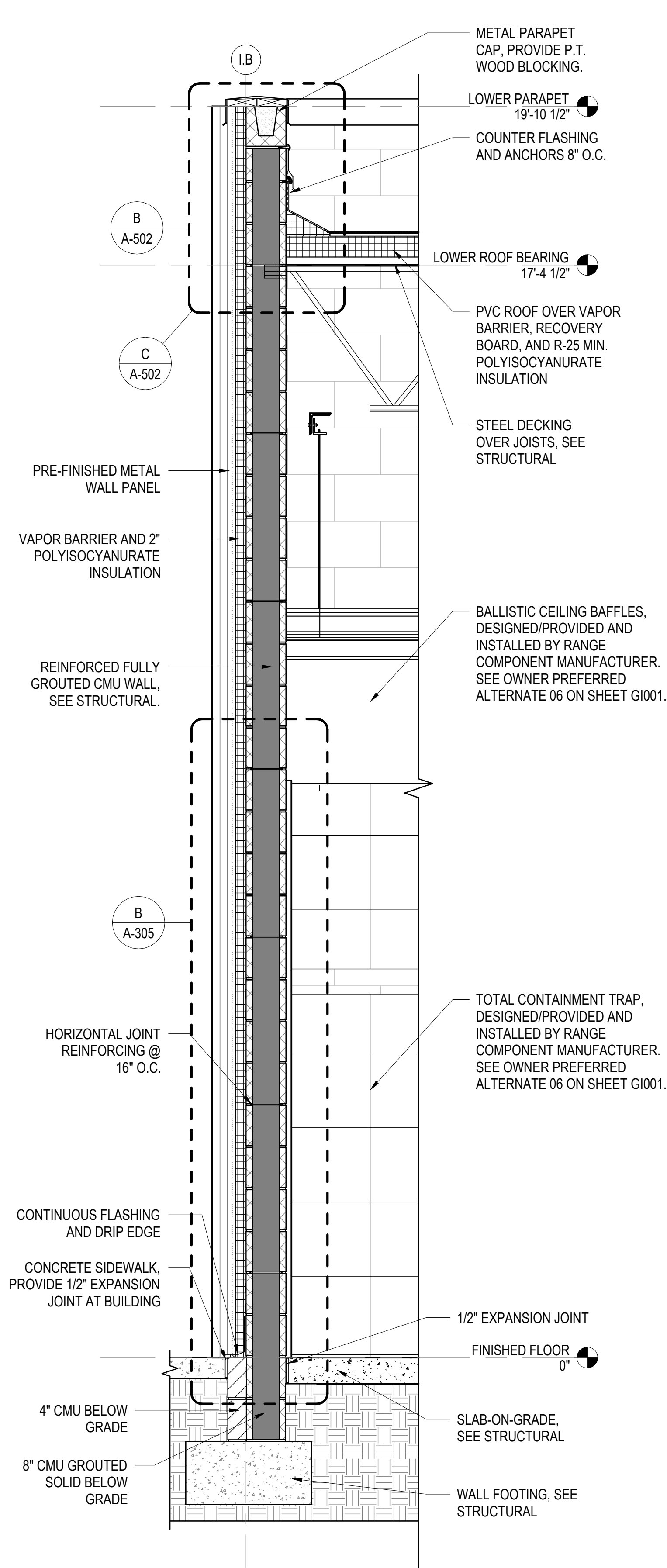
Drawing Title

**INDOOR RANGE WALL SECTIONS**

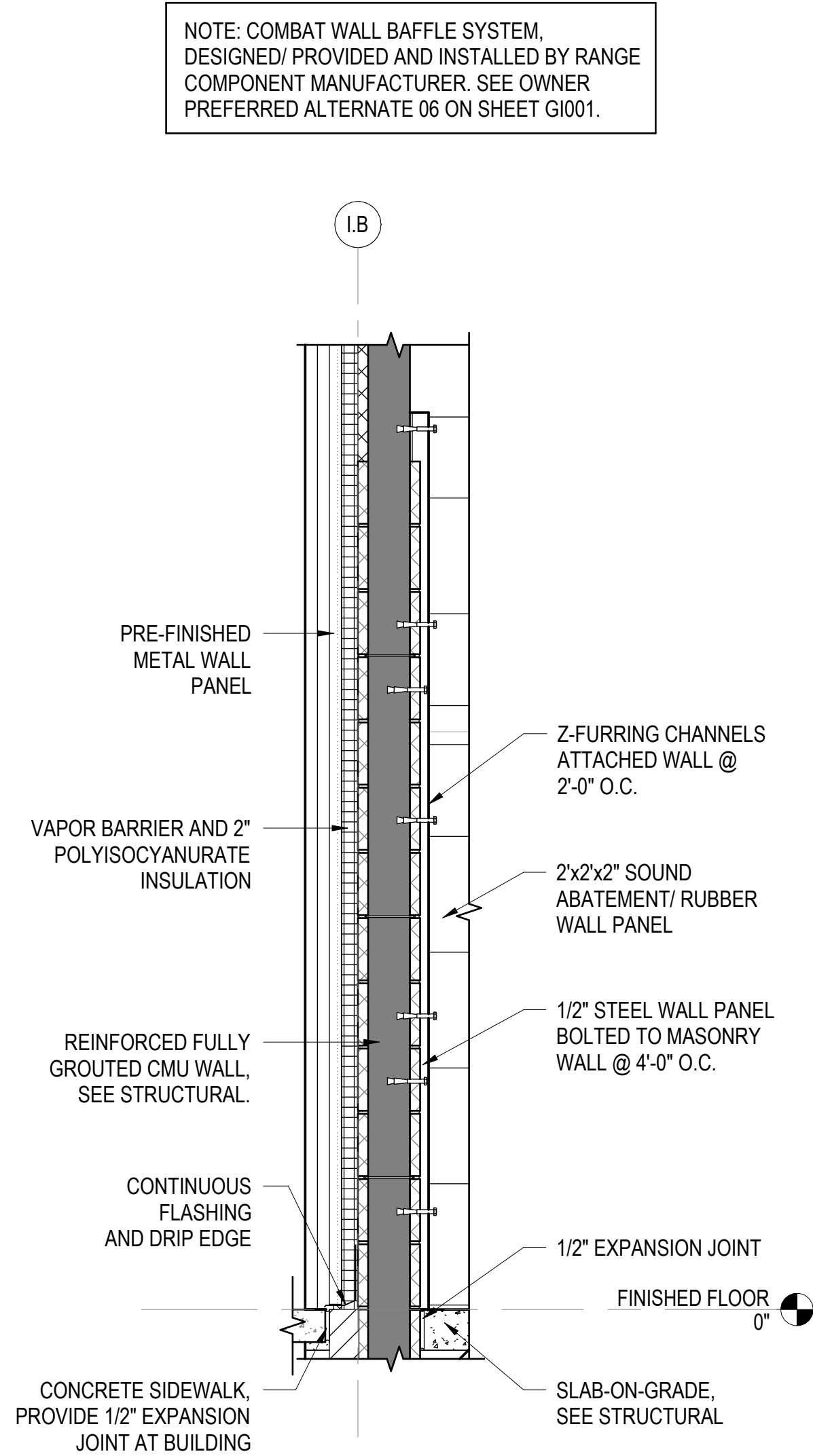
Sheet Number  
108 Of 158

Drawing Number

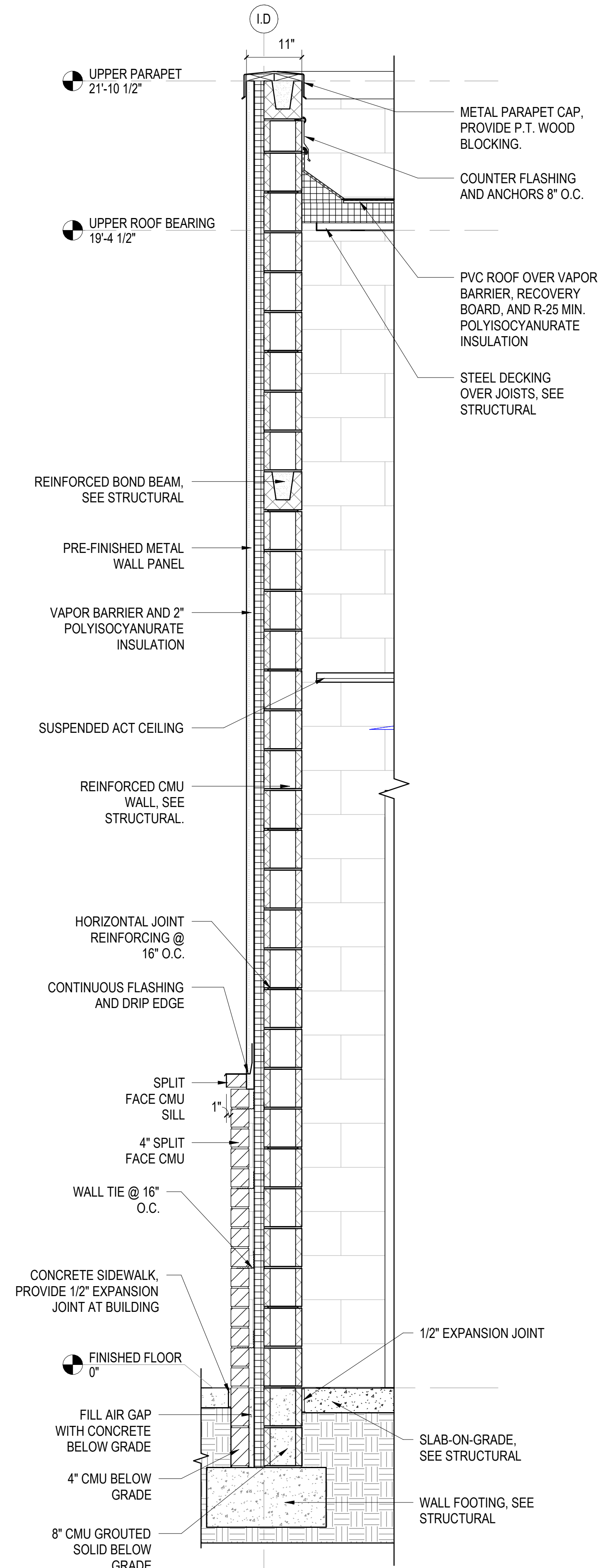
**A-305**



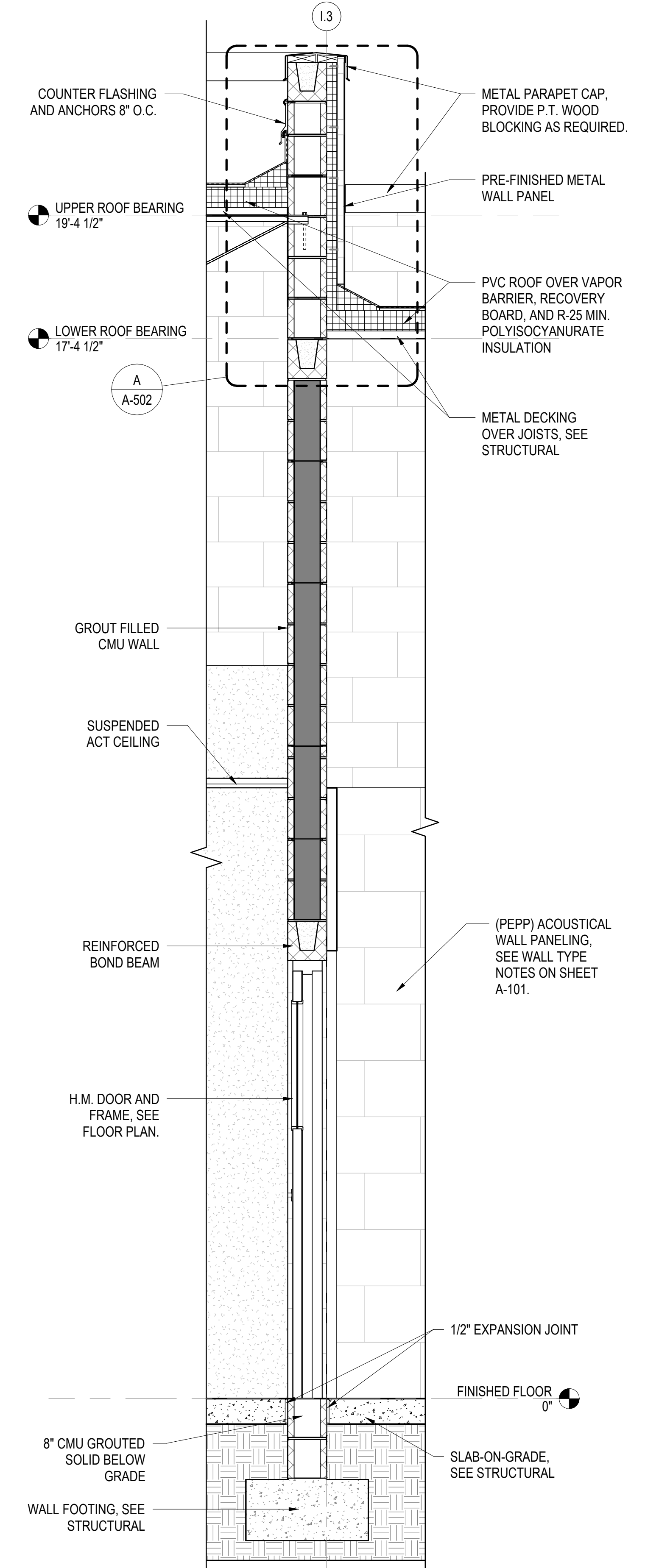
**A WALL SECTION AT RANGE**  
SCALE: 3/4" = 1'-0" (A-301)



**B WALL SECTION AT RANGE - WALL BAFFLES**  
SCALE: 3/4" = 1'-0" (A-305)

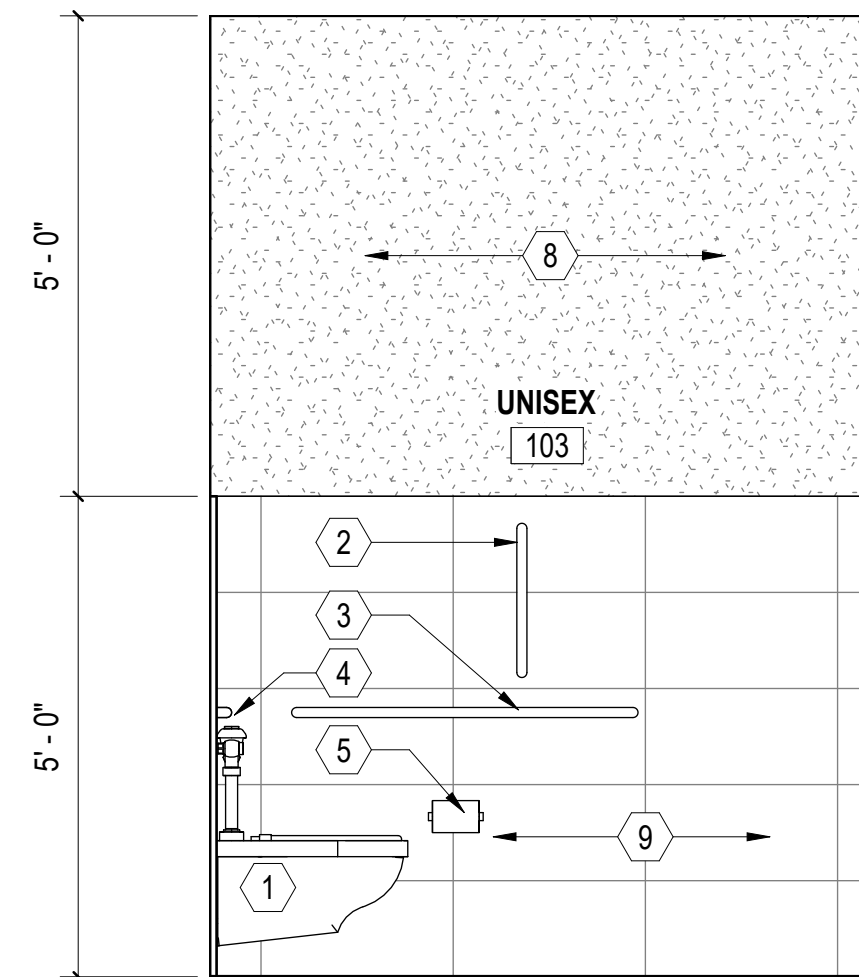


**C WALL SECTION AT RANGE ENTRY**  
SCALE: 3/4" = 1'-0" (A-301)

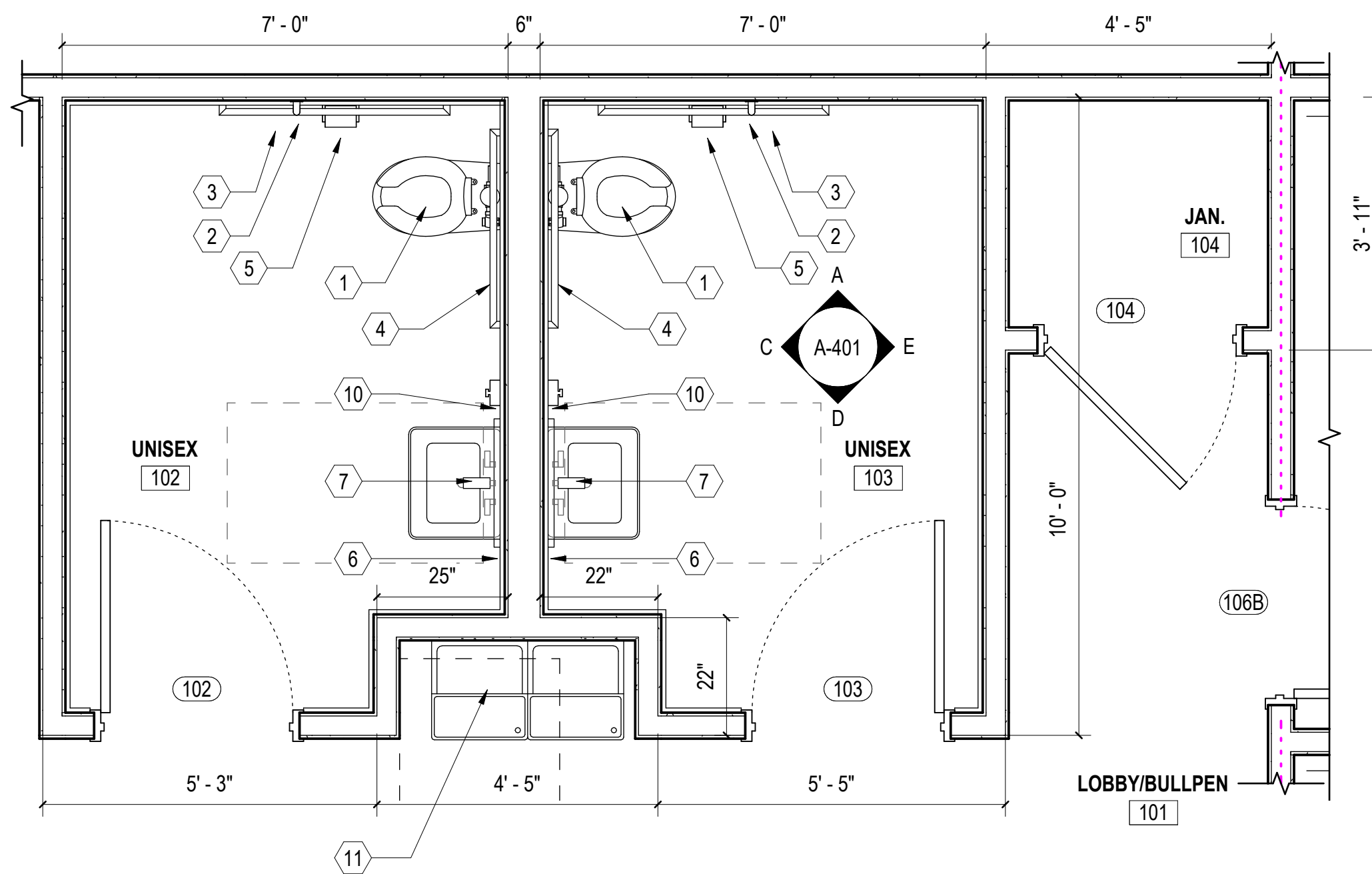


**D WALL SECTION AT RANGE INTERIOR WALL**  
SCALE: 3/4" = 1'-0" (A-301)

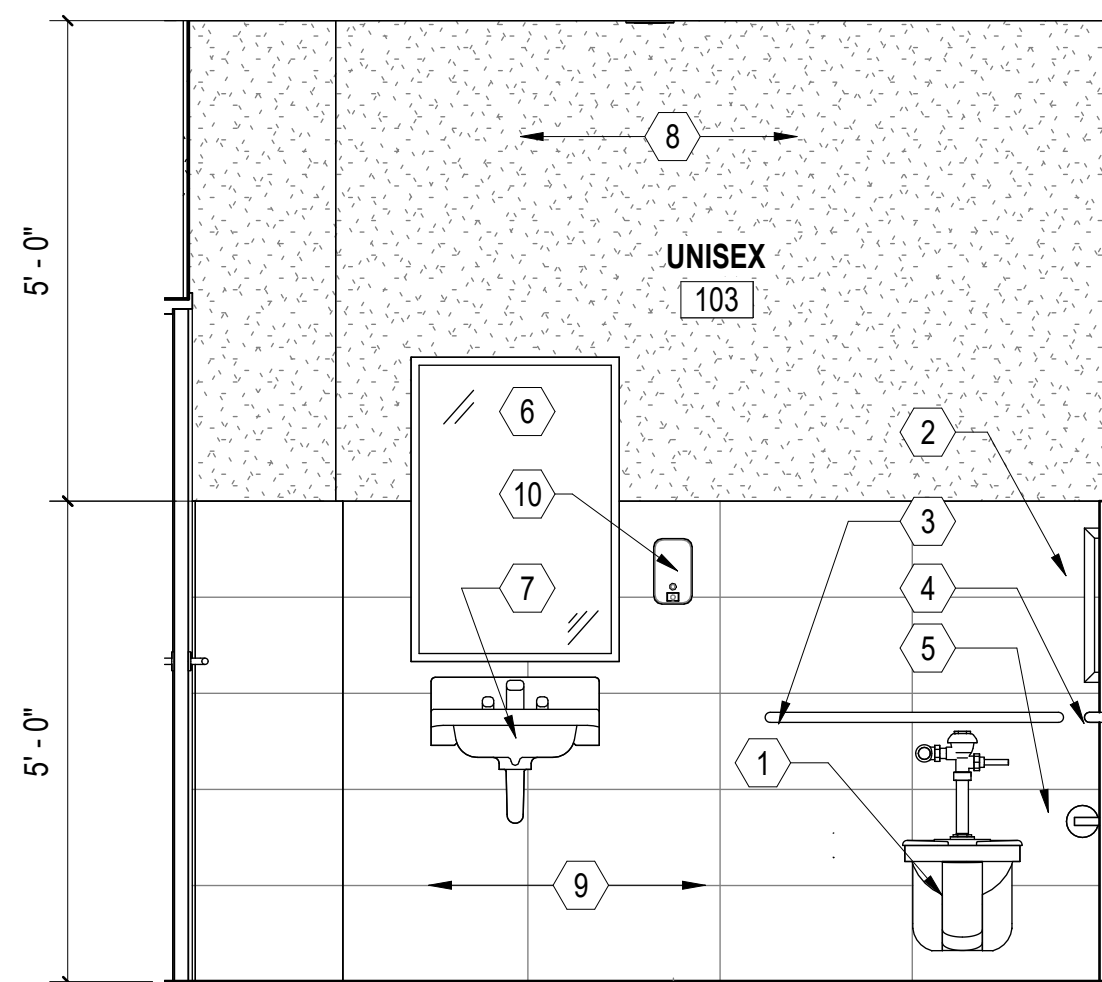




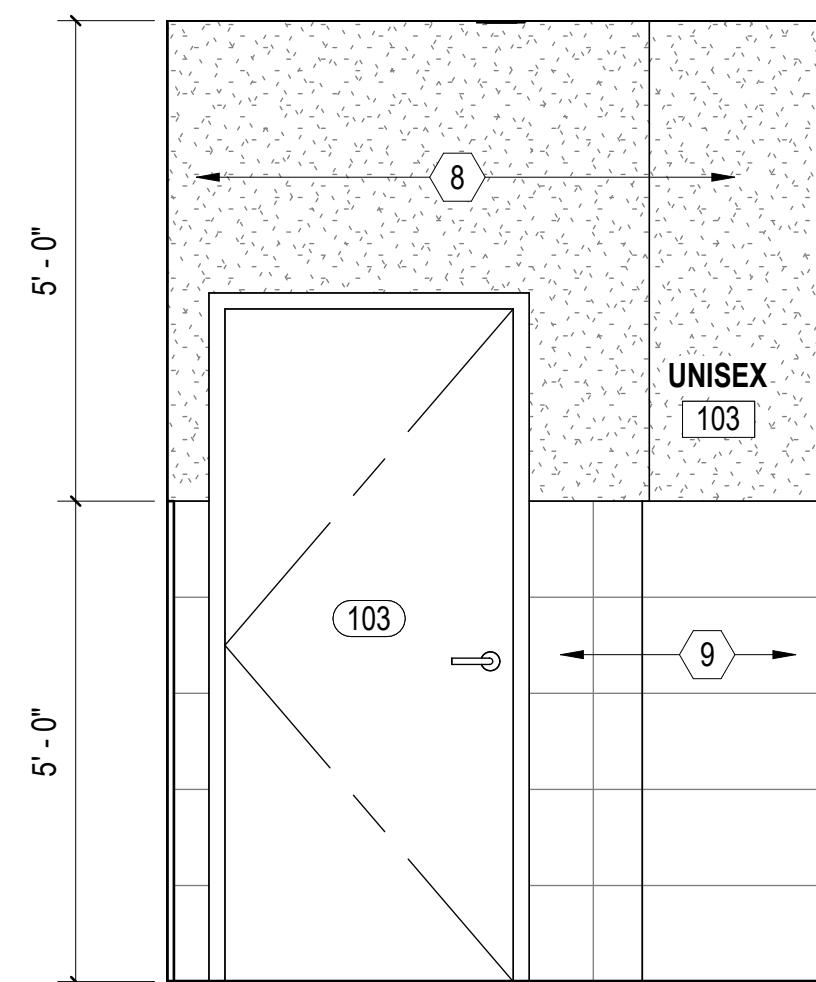
**A INTERIOR ELEVATION 01**  
SCALE: 1/2" = 1'-0" (A-401)



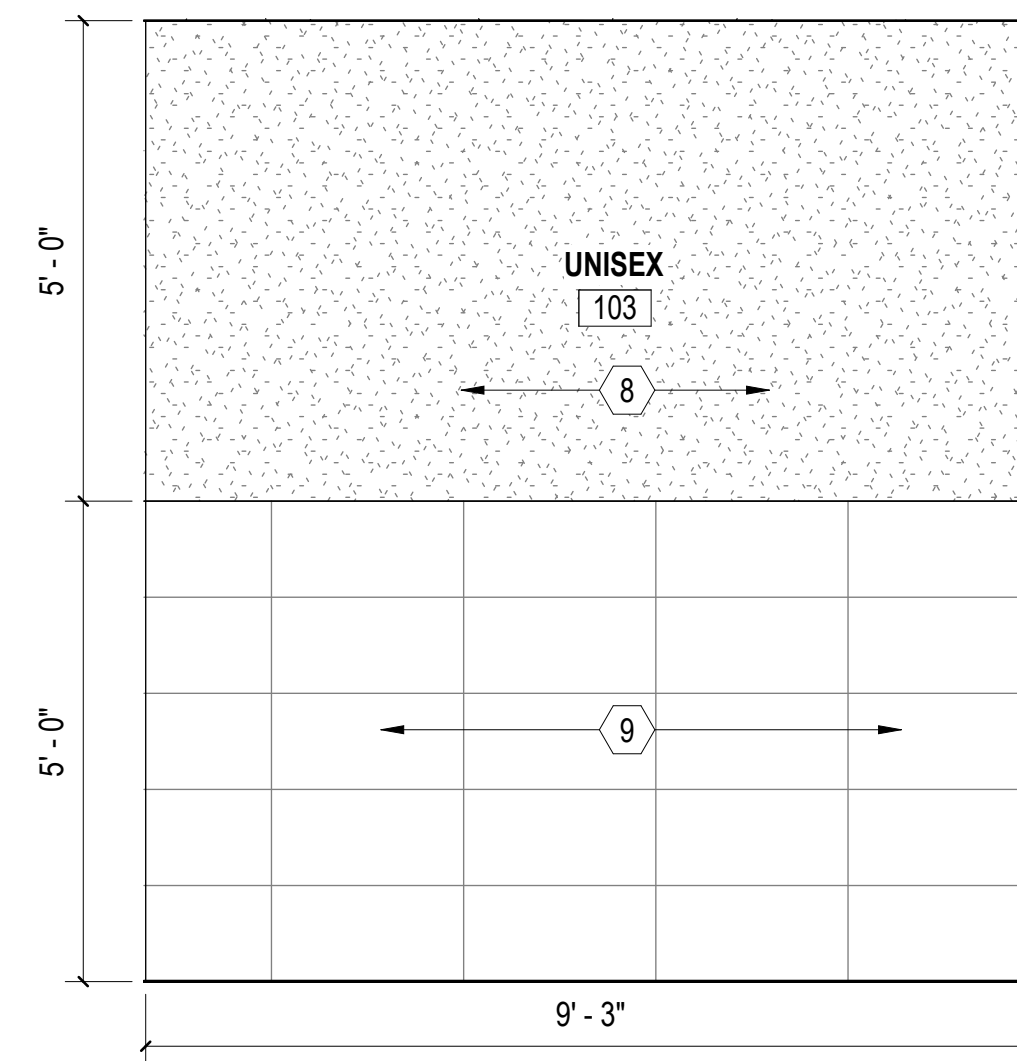
**B ENLARGED FLOOR PLAN**  
SCALE: 1/2" = 1'-0" (A-101)



**C INTERIOR ELEVATION 02**  
SCALE: 1/2" = 1'-0" (A-401)



**D INTERIOR ELEVATION 03**  
SCALE: 1/2" = 1'-0" (A-401)



**E INTERIOR ELEVATION 04**  
SCALE: 1/2" = 1'-0" (A-401)

**GENERAL SHEET NOTES**

- SEE CIVIL, STRUCTURAL, MECHANICAL, ELECTRICAL, AND PLUMBING DRAWINGS FOR ADDITIONAL NOTES.
- SEE SCHEDULES FOR WALL TYPES, DOOR/FRAME/WINDOW TYPES AND SIZES, AND FLOOR/WALL/CEILING FINISHES.
- PROTECT EXISTING ITEMS TO REMAIN.

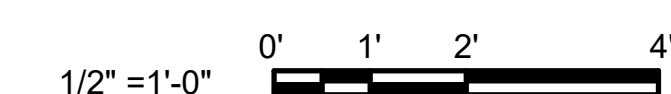
**KEYNOTES**

MARK	DESCRIPTION
1	WALL MOUNTED FLUSH VALVE ADA TOILET SEE B/A-003. SEE PLUMBING.
2	18" GRAB BAR. SEE DETAILS B&C/ A-003.
3	42" GRAB BAR. SEE DETAILS B&C/A-003.
4	36" GRAB BAR. SEE DETAILS B&C/A-003.
5	TOILET TISSUE DISPENSER. SEE DETAIL B/A-003.
6	24" x 36" MIRROR WITH STAINLESS STEEL FRAME. SEE DETAIL B/A-003.
7	WALL MOUNTED SINK WITH FAUCET. SEE DETAILS A&B/A-003. SEE PLUMBING.
8	PAINTED GYPSUM BOARD.
9	5" TILE WAINSCOT, SEE DETAIL H/A-503.
10	WALL MOUNTED SOAP DISPENSER. SEE DETAIL B/A-003.
11	HI-LOW WATER COOLER, SEE DETAIL D/A-003, SEE PLUMBING.

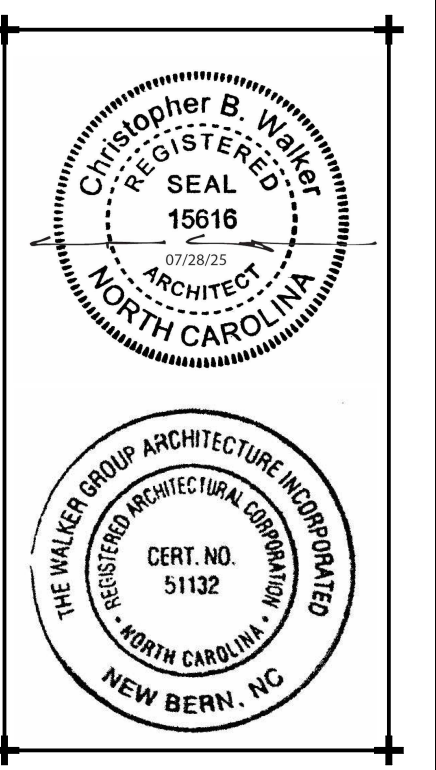
**WALL TYPE NOTES:**

- STC-55 WALL ASSEMBLY; 3 5/8" STEEL STUDS 20 GA. 24" O.C., 3 1/2" GLASS FIBER INSULATION, 5/8" FIRE-SHIELD GYPSUM BOARD ON ONE SIDE AND 5/8" SOUNDBREAK XP GYPSUM BOARD ON THE OTHER.

**GRAPHIC SCALE(S)**



**WALKER GROUP**  
ARCHITECTURE  
INCORPORATED  
PO BOX 541, NEW BERN, NC 28563  
252-636-8778



**Craven Community College-  
Public Safety Training Center**

525 Executive Pkwy  
New Bern, NC 28562

Bid Documents  
SCO # 24-27879-01A

No.	Date

Project Number  
**2407.SAFE**

Date  
**07/28/25**

Drawn  
**TRA**

Checked  
**CBW**

Scale  
**AS NOTED**

Drawing Title

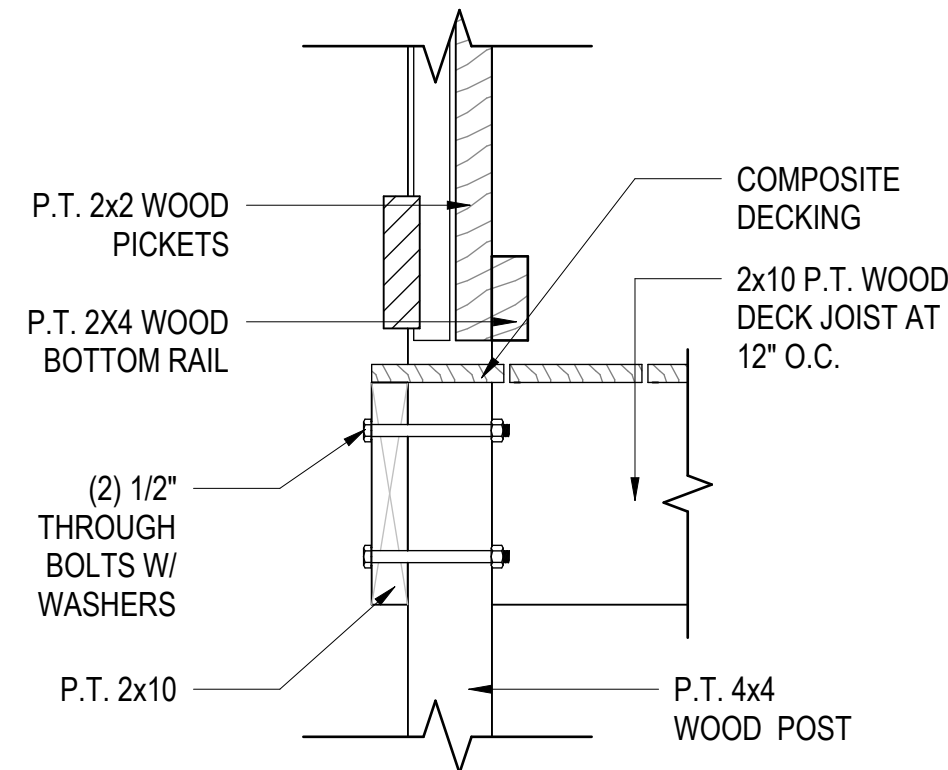
**INDOOR RANGE  
ENLARGED PLAN &  
INT. ELEVATIONS**

Sheet Number  
109 Of 158

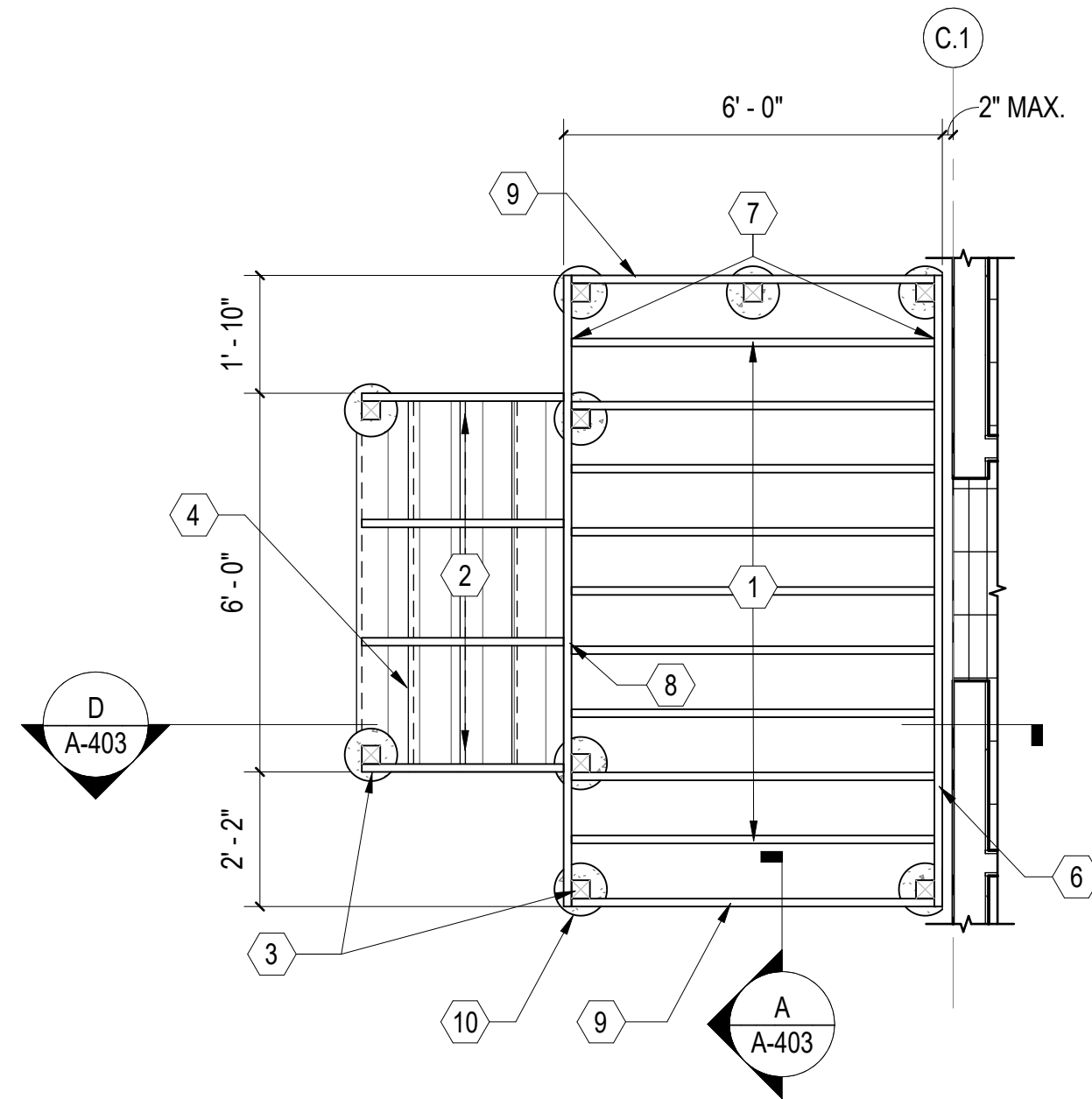
Drawing Number

**A-401**

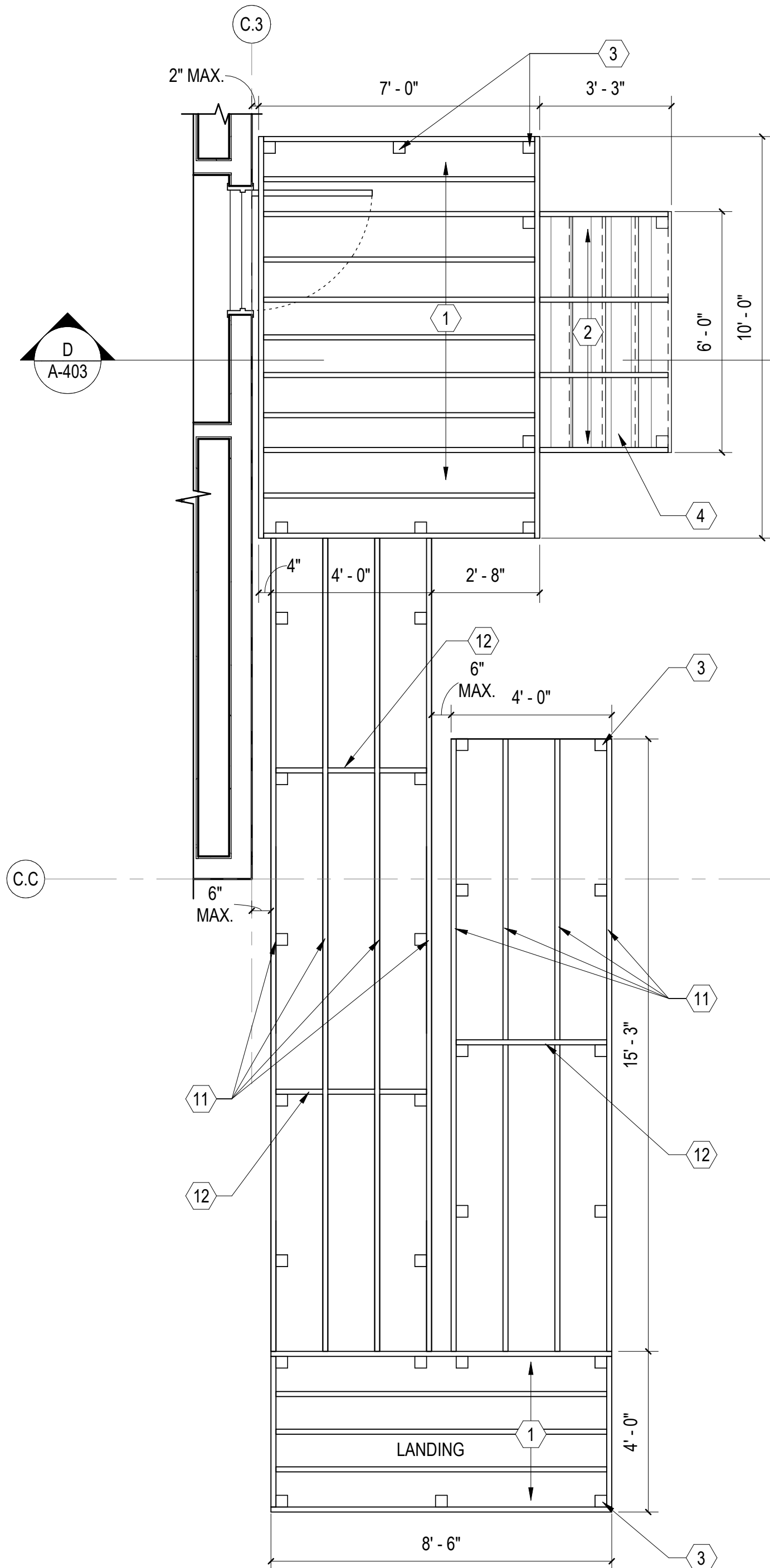




**A** **EDGE BEAM TO COLUMN SECTION**  
SCALE: 1 1/2" = 1'-0" (A-403)

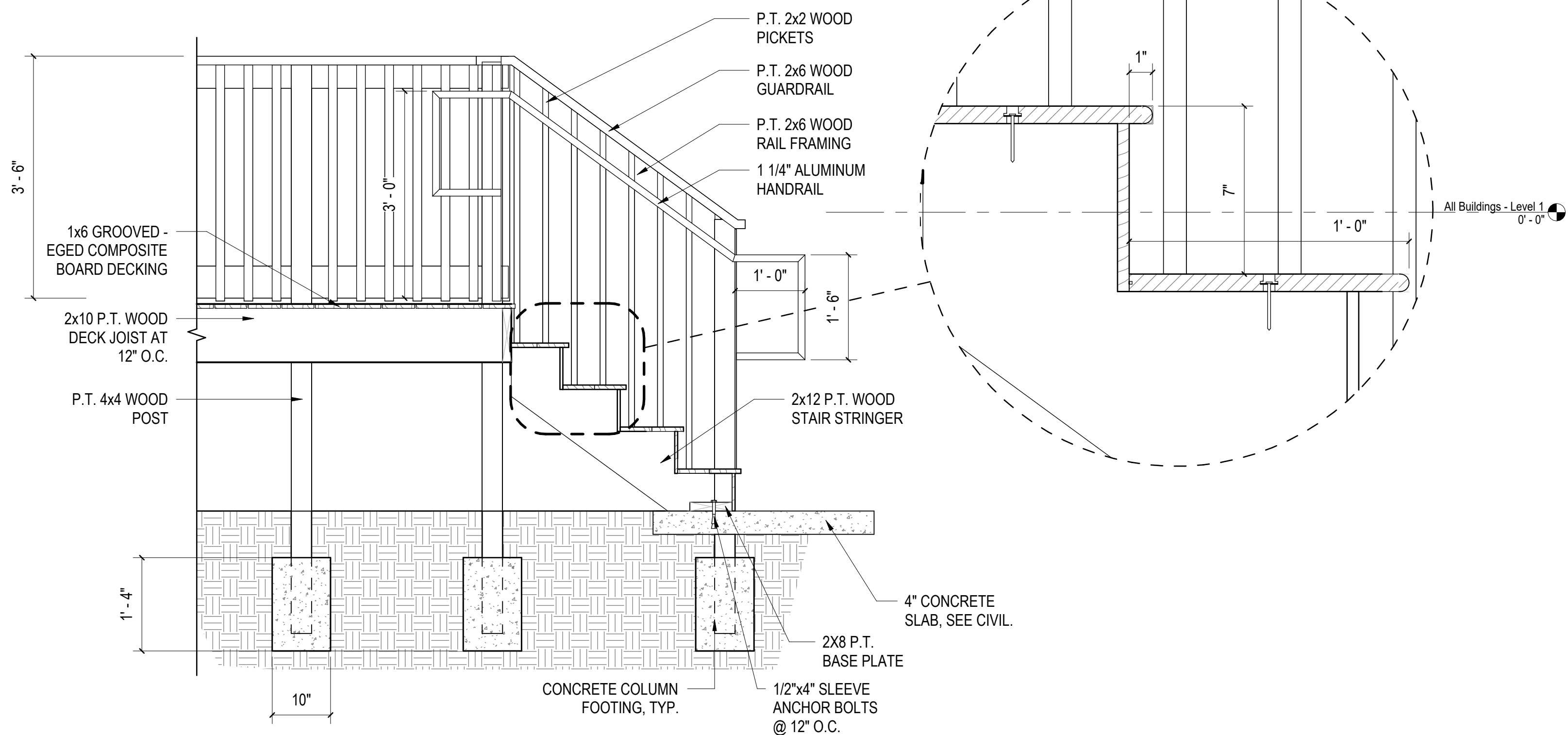


**B** **REAR DECK FRAMING PLAN**  
SCALE: 3/8" = 1'-0" (A-105)



**C** **STAIR AND RAMP FRAMING PLAN**  
SCALE: 3/8" = 1'-0" (A-105)

NOTE:  
WOOD RAMP AND STAIRS MUST MEET ICC A117.1  
2009 REQUIREMENTS. CONTRACTOR TO FACTOR  
APPROXIMATELY 1'-0" OF ELEVATION DIFFERENCE  
BETWEEN DRAWINGS AND FIELD CONDITIONS.



**D** **STAIR SECTION**  
SCALE: 3/4" = 1'-0" (A-403)

**GENERAL SHEET NOTES**

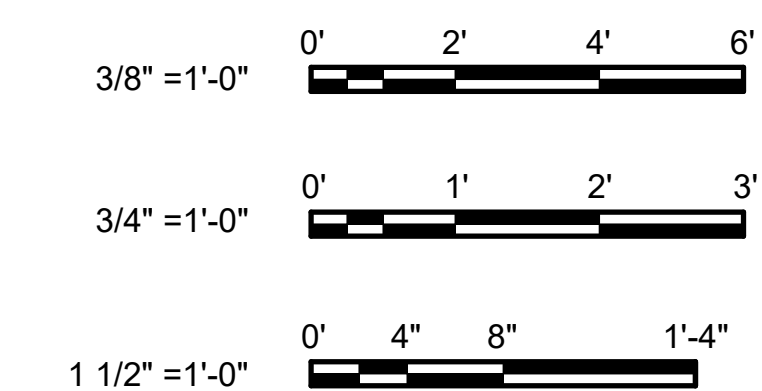
1. SEE CIVIL, STRUCTURAL, MECHANICAL, ELECTRICAL, AND PLUMBING DRAWINGS FOR ADDITIONAL NOTES.
2. SEE SCHEDULES FOR WALL TYPES, DOOR/FRAME/WINDOW TYPES AND SIZES, AND FLOOR/WALL/CEILING FINISHES.
3. PROTECT EXISTING ITEMS TO REMAIN.

**NEW WORK KEYNOTES**


MARK	DESCRIPTION
1	P.T. 2x10 WOOD JOIST @ 12" O.C. TYPICAL.
2	P.T. 2x12 STAIR STRINGERS.
3	P.T. 4x4 WOOD RAILING POST. TYPICAL AT ALL EXTERIOR RAILING LOCATIONS.
4	PRESSURE TREATED WOOD FRAMED STAIRS WITH COMPOSITE DECKING. DECK CONSTRUCTION BASED ON 100 PSF LIVE LOAD MINIMUM. SEE DETAIL B/A-301.
6	P.T. 2x10 WOOD LEDGER. BOLTED TO RIM BAND WITH 1/2" ANCHOR BOLTS AT 12" O.C..
7	FACE-MOUNTED JOIST HANGERS W/ SDS SCREWS. TYPICAL AT ALL JOIST.
8	P.T. 2x10 WOOD RIM JOIST/BEAM. SEE DETAIL C/A-104.
9	P.T. 2x10 WOOD OUTER JOIST. SEE DETAIL C/A-104.
10	3000 PSI CONCRETE COLUMN FOOTING. SEE DETAIL B/A-301 FOR MORE INFORMATION. TYPICAL.
11	P.T. 2x10 WOOD RAMP STRINGERS. RAMP CONSTRUCTION BASED ON 100 PSF LIVE LOAD MINIMUM.
12	P.T. 2x10 RAMP LEDGER. STRINGERS TO BE ATTACHED WITH FACE-MOUNTED JOIST HANGERS W/ SDS SCREWS.

NOTE: WORK RELATED TO MODULAR CLASSROOM AND STAIRS/RAMPS IS CONSIDERED BID ALTERNATE 02, SEE SHEET G1001.

**GRAPHIC SCALE(S)**



**WALKER GROUP**  
ARCHITECTURE  
INCORPORATED  
PO BOX 541, NEW BERN, NC 28563  
252-636-8778



**CRAVEN COMMUNITY COLLEGE-PUBLIC SAFETY TRAINING CENTER**

525 Executive Pkwy  
New Bern, NC 28562

Bid Documents  
SCO # 24-27879-01A

No.	Date

Project Number  
**2407.SAFE**  
Date  
**07/28/25**

Drawn  
**TRA**  
Checked  
**CBW**

Scale  
**AS NOTED**  
Drawing Title  
**ENLARGED DECK & RAMP FRAMING PLAN**

Sheet Number  
111 Of 158  
Drawing Number

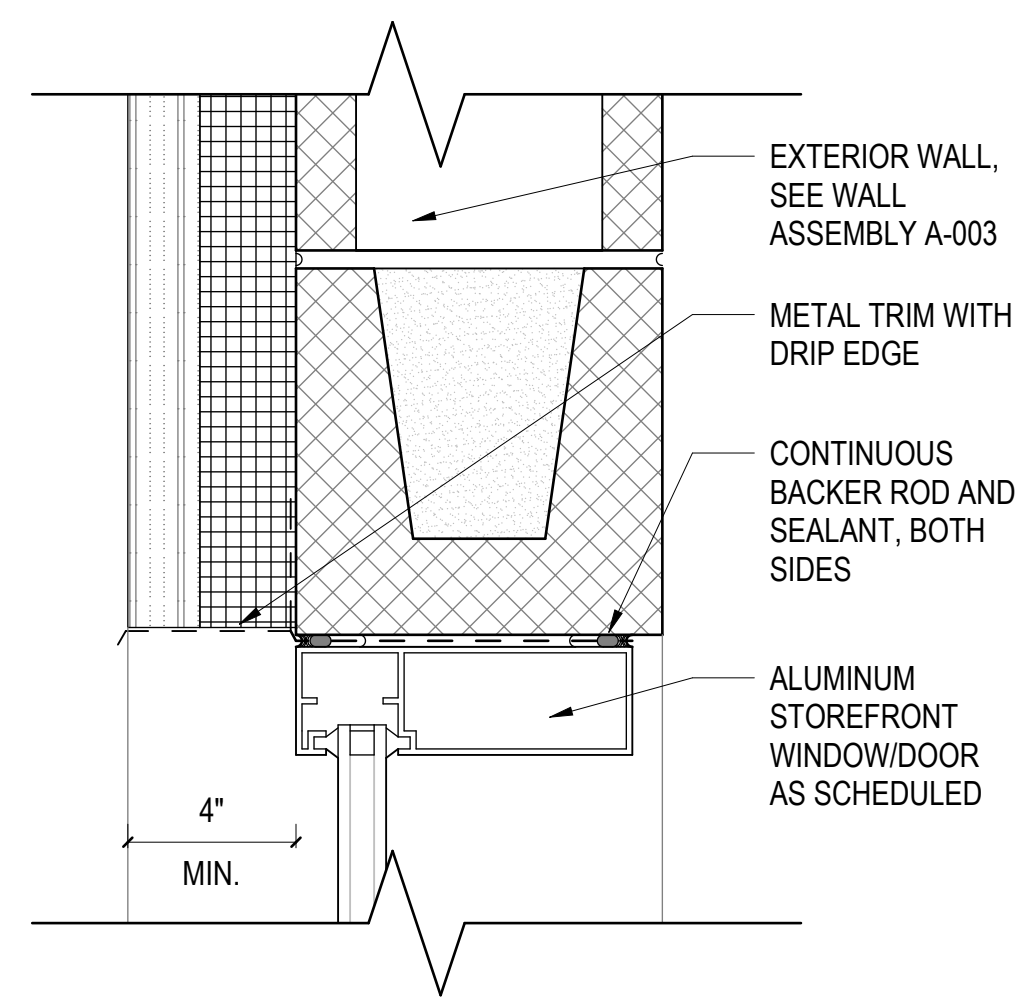
**A-403**





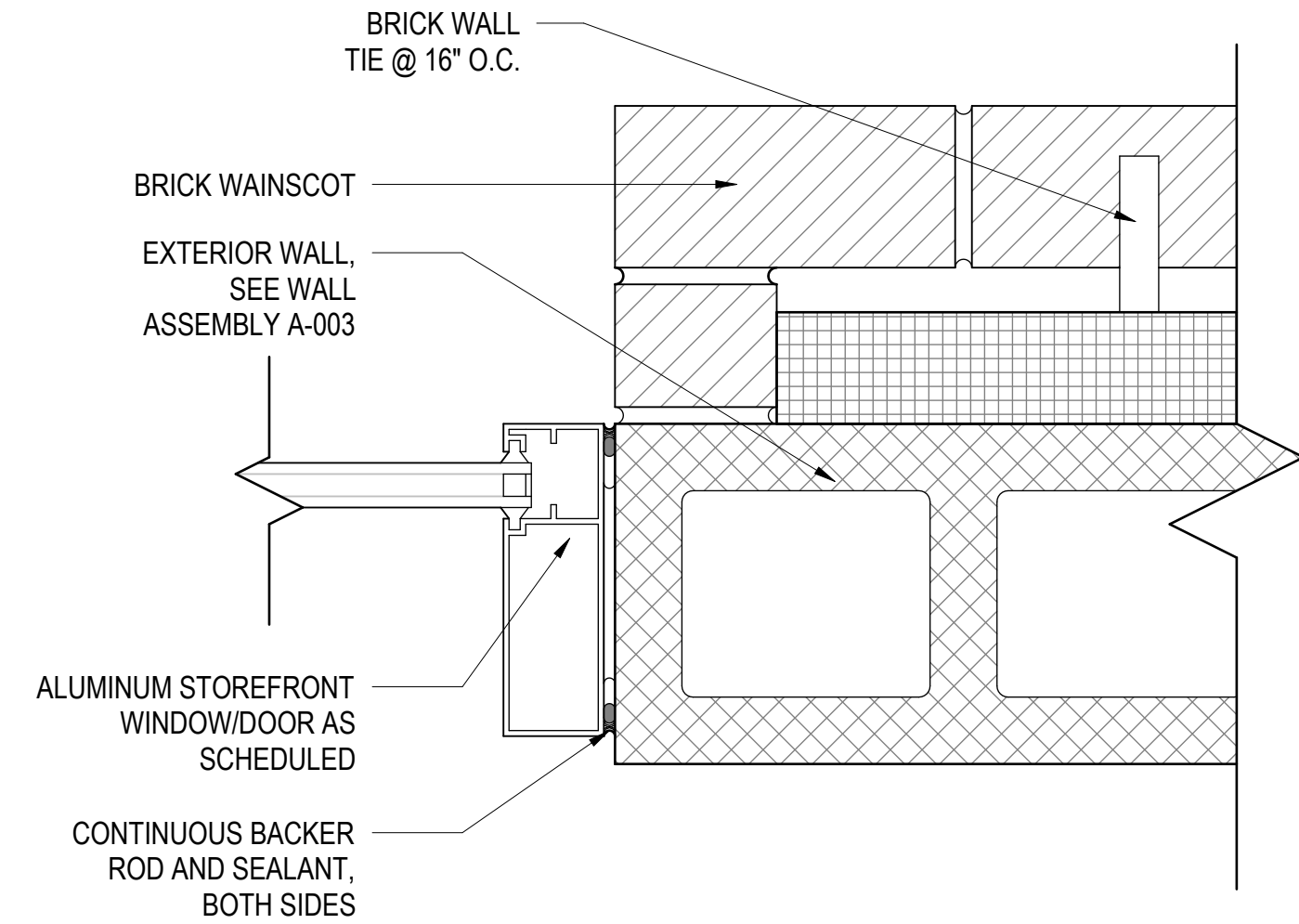






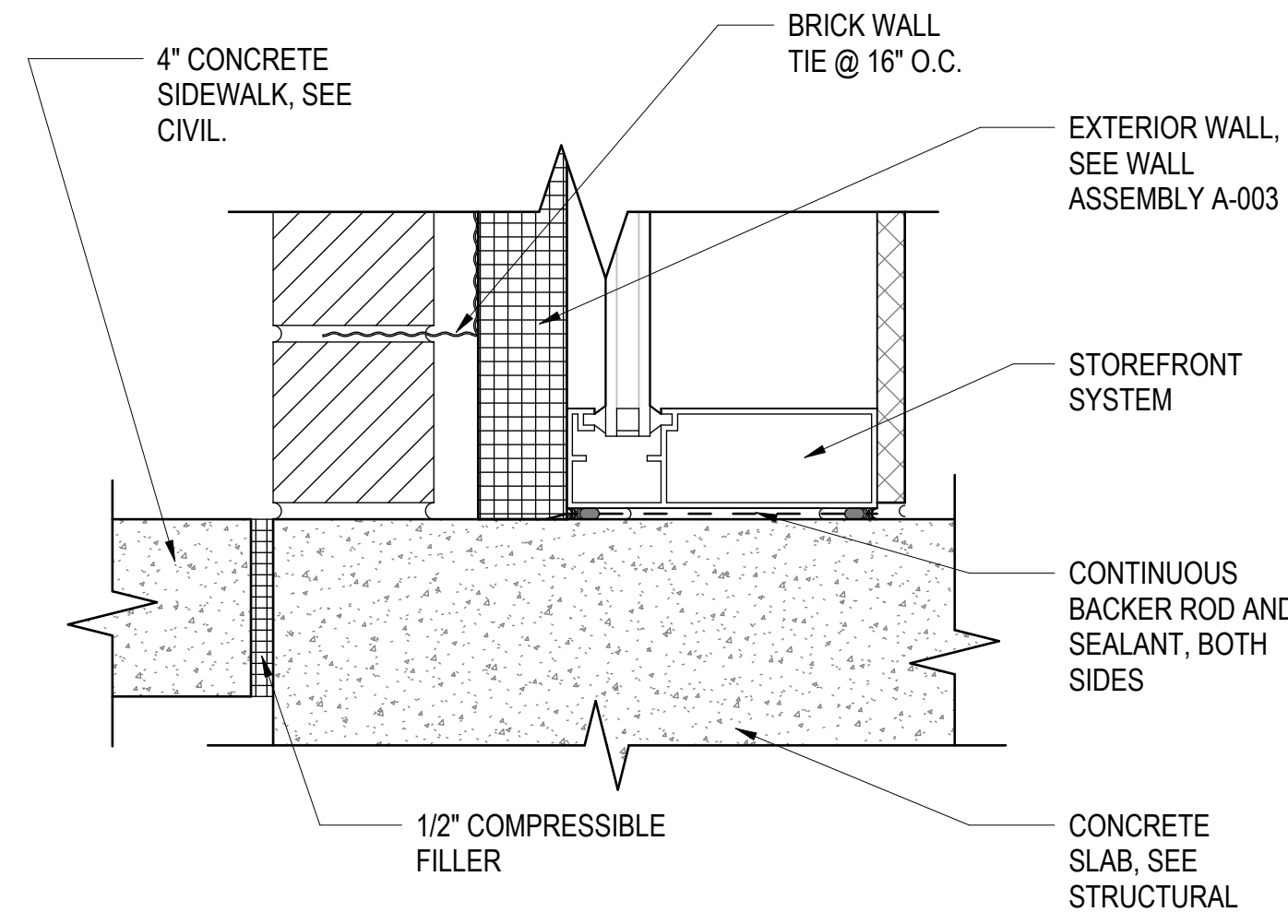
**A STOREFRONT HEAD DETAIL @ METAL PANEL AND CMU WALL**

SCALE: 3" = 1'-0"



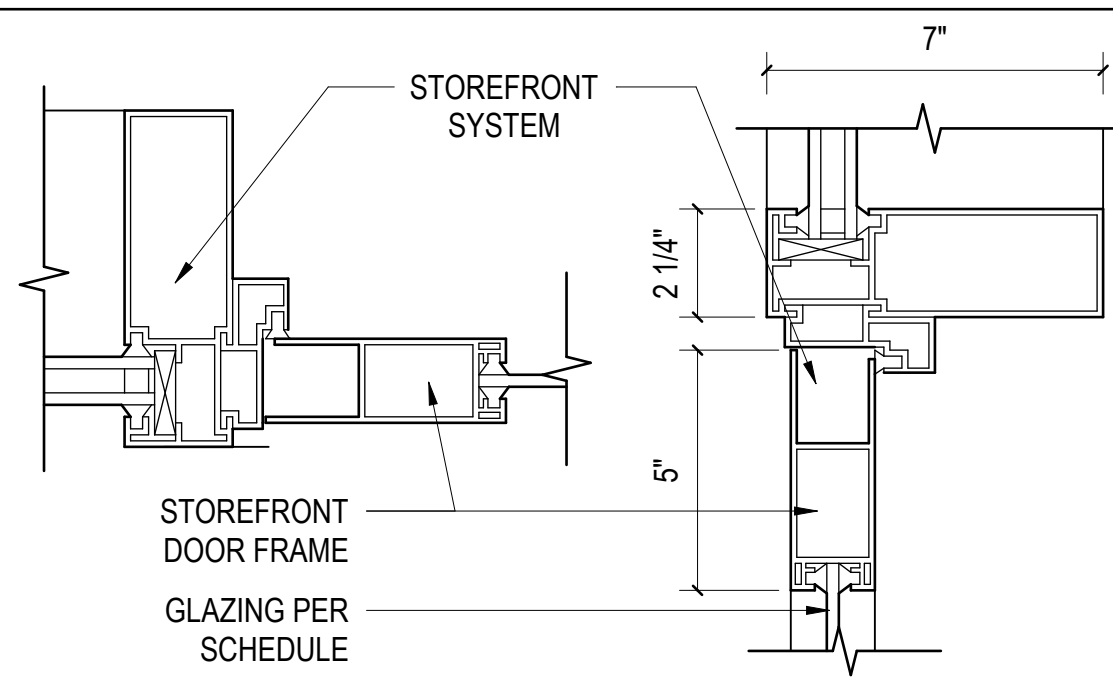
**B STOREFRONT JAMB DETAIL @ METAL PANEL AND CMU WALL**

SCALE: 3" = 1'-0"



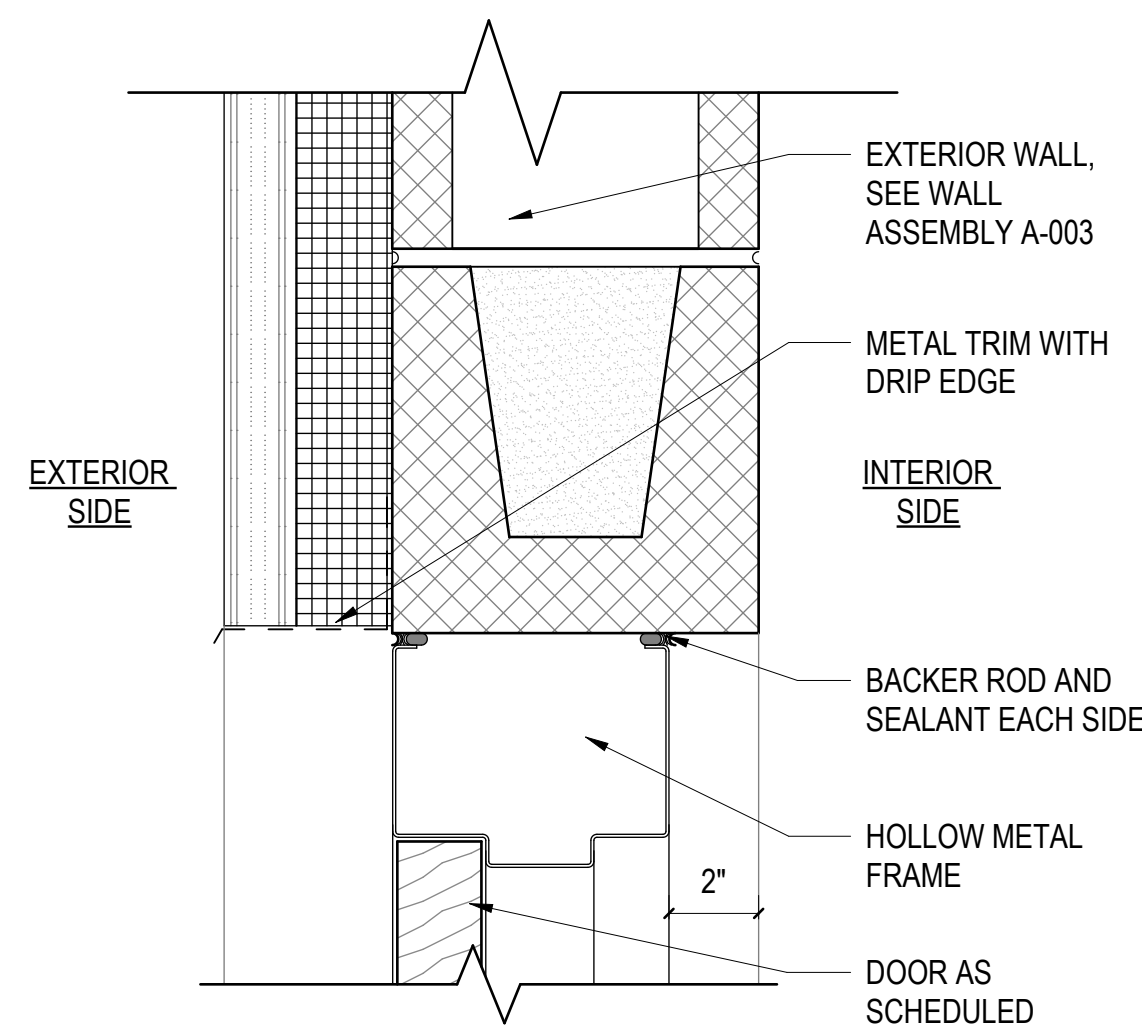
**C STOREFRONT SILL DETAIL @ METAL PANEL AND CMU WALL**

SCALE: 3" = 1'-0"



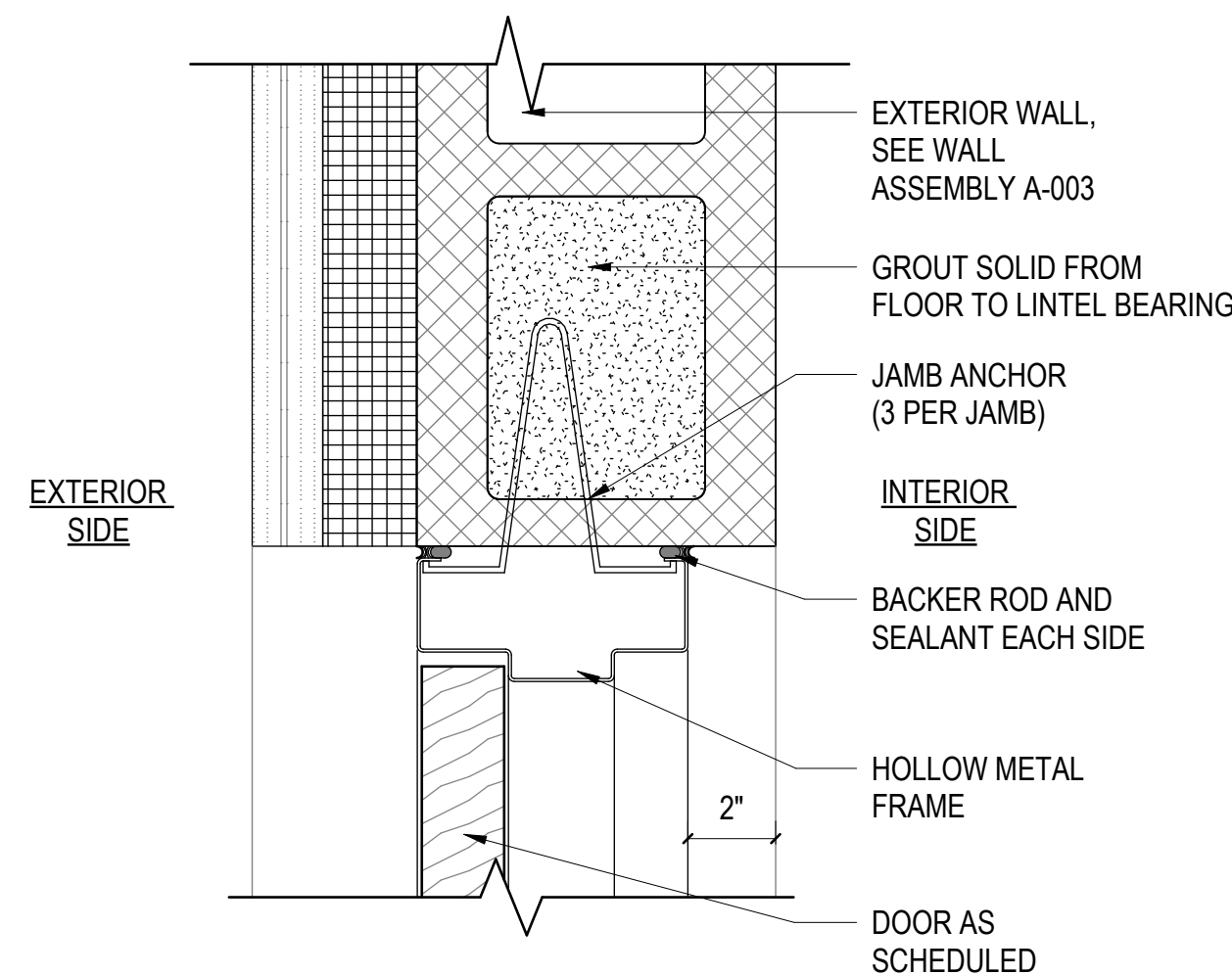
**(S9) STOREFRONT DOOR DETAIL**

SCALE: 3" = 1'-0"



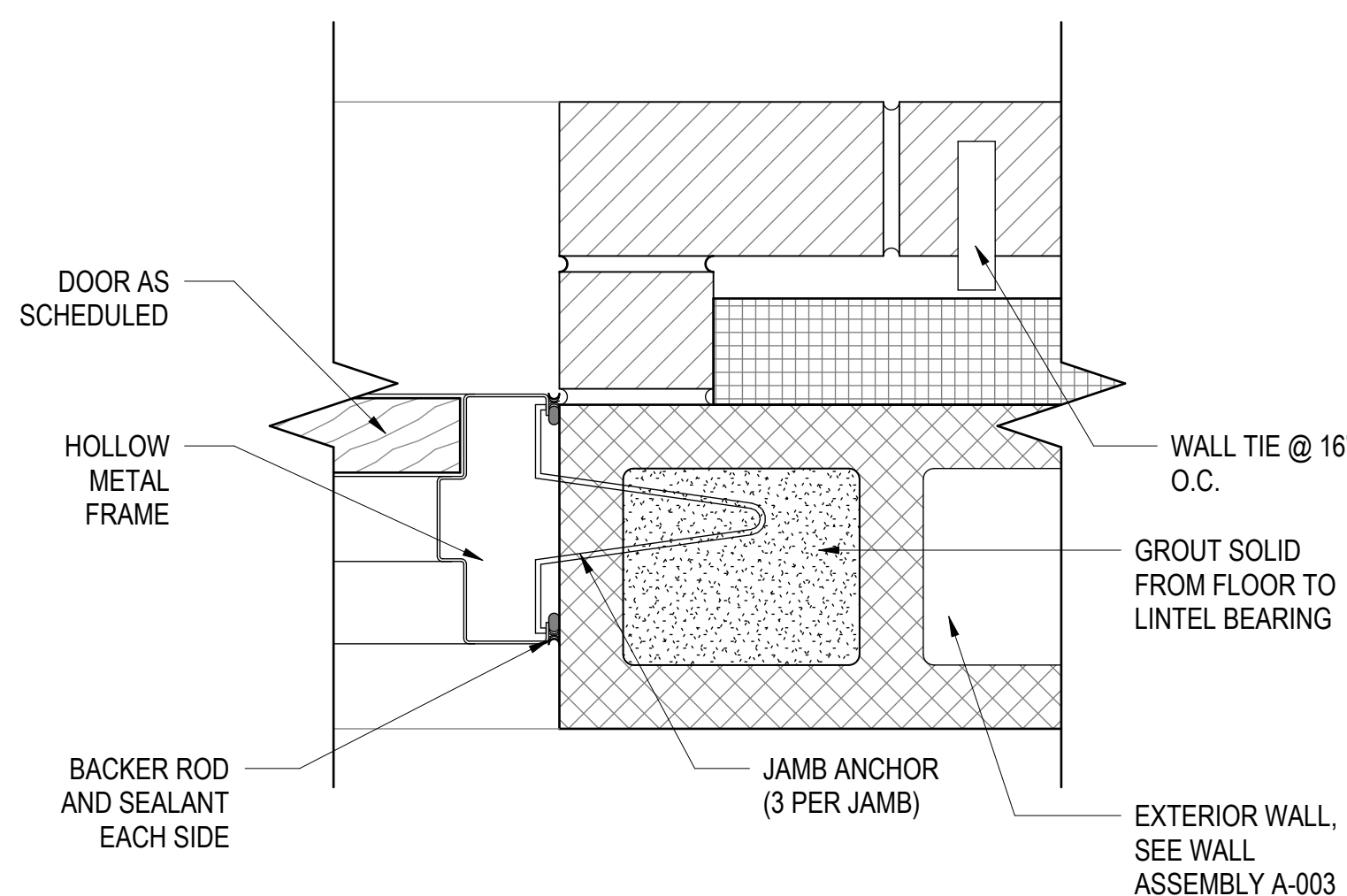
**H.M. DOOR HEAD DETAIL @ METAL PANEL AND CMU WALL**

SCALE: 3" = 1'-0"



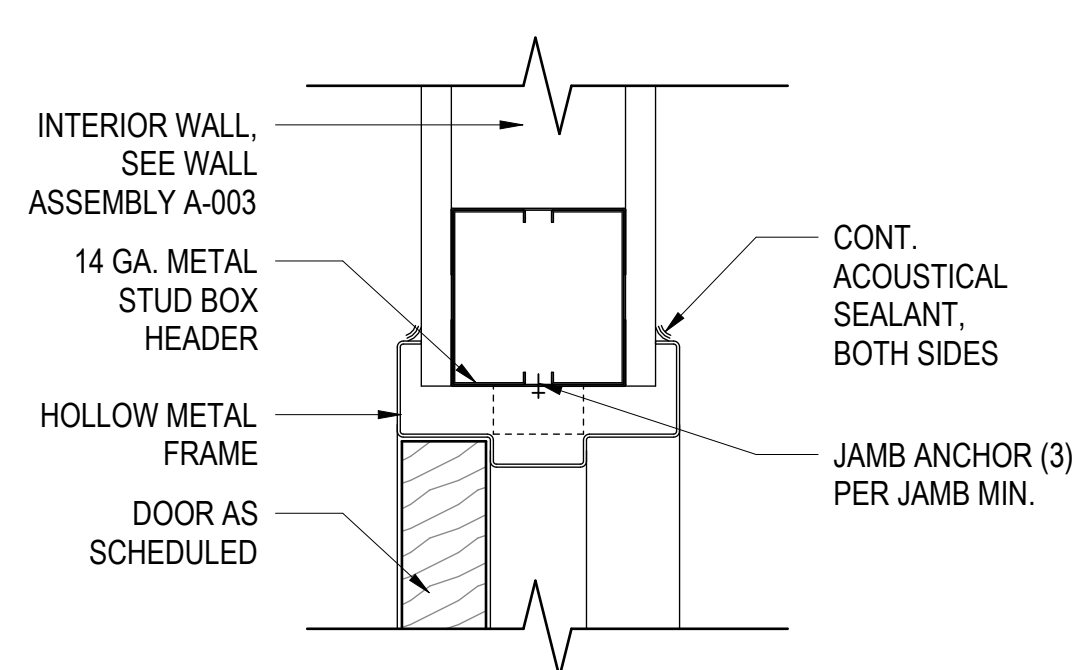
**H.M. DOOR JAMB DETAIL @ METAL PANEL AND CMU WALL**

SCALE: 3" = 1'-0"



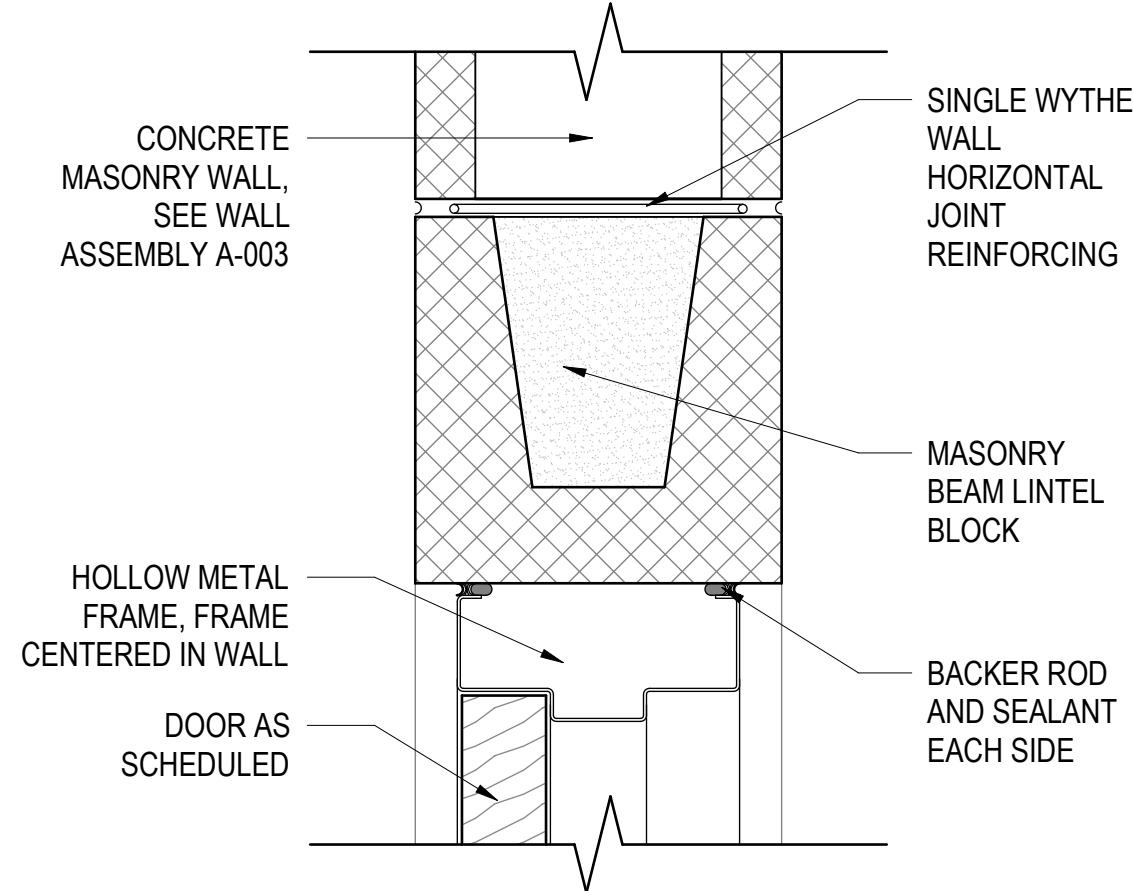
**H.M. DOOR JAMB DETAIL @ BRICK AND CMU WALL**

SCALE: 3" = 1'-0"



**INT. H.M. DOOR HEAD/JAMB DETAIL @ METAL STUD WALL**

SCALE: 3" = 1'-0"



**INT. H.M. DOOR HEAD DETAIL @ CMU WALL**

SCALE: 3" = 1'-0"

**DOOR SCHEDULE**

DOOR NO.	TYPE	SIZE		MATERIAL		FRAME		DETAILS		REMARKS	BUILDING NAME
		WIDTH	HEIGHT	TYPE	MATERIAL	TYPE	MATERIAL	HEAD	JAMB		
<b>RANGE</b>											
101	A	3'-0"	7'-0"	GLASS	S1	ALUM	D/A-601	D/A-601			RANGE
102	B	3'-0"	7'-0"	WOOD	F1	H.M.	H/A-601	H/A-601			RANGE
103	B	3'-0"	7'-0"	WOOD	F1	H.M.	H/A-601	H/A-601			RANGE
104	B	3'-0"	7'-0"	WOOD	F1	H.M.	H/A-601	H/A-601			RANGE
105	C	3'-0"	7'-0"	H.M.	F1	H.M.	I/A-6010	A/A-602			RANGE
106A	C	3'-0"	7'-0"	H.M.	F1	H.M.	I/A-6010	A/A-602			RANGE
106B	B	3'-0"	7'-0"	WOOD	F1	H.M.	H/A-601	H/A-601	4" X 30" VISION PANEL		RANGE
107	C	3'-0"	7'-0"	H.M.	F1	H.M.	I/A-6010	A/A-602			RANGE
108	C	6'-0"	7'-0"	H.M.	F2	H.M.	E/A-601	G/A-601			RANGE
109	C	3'-0"	7'-0"	WOOD	F1	H.M.	H/A-601	H/A-601	4" X 30" VISION PANEL		RANGE
110A	C	6'-0"	7'-0"	H.M.	F2	H.M.	E/A-601	F/A-601			RANGE
110B	C	3'-0"	7'-0"	H.M.	F1	H.M.	E/A-601	F/A-601			RANGE
110C	B	3'-0"	7'-0"	H.M.	F1	H.M.	E/A-601	F/A-601			RANGE
110D	B	3'-0"	7'-0"	H.M.	F1	H.M.	E/A-601	F/A-601	EGRESS DOOR ONLY, NO EXT. HDWARE		RANGE
<b>REHAB</b>											
101	C	3'-0"	7'-0"	H.M.	F1	H.M.	I/A-601	A/A-602			REHAB
102A	C	3'-0"	7'-0"	H.M.	F1	H.M.	I/A-601	A/A-602			REHAB
102B	D	8'-0"	7'-0"	MANUF.	MANUF.	-	A/A-602	H/A-602			REHAB
103	C	3'-0"	7'-0"	H.M.	F1	H.M.	I/A-601	A/A-602			REHAB

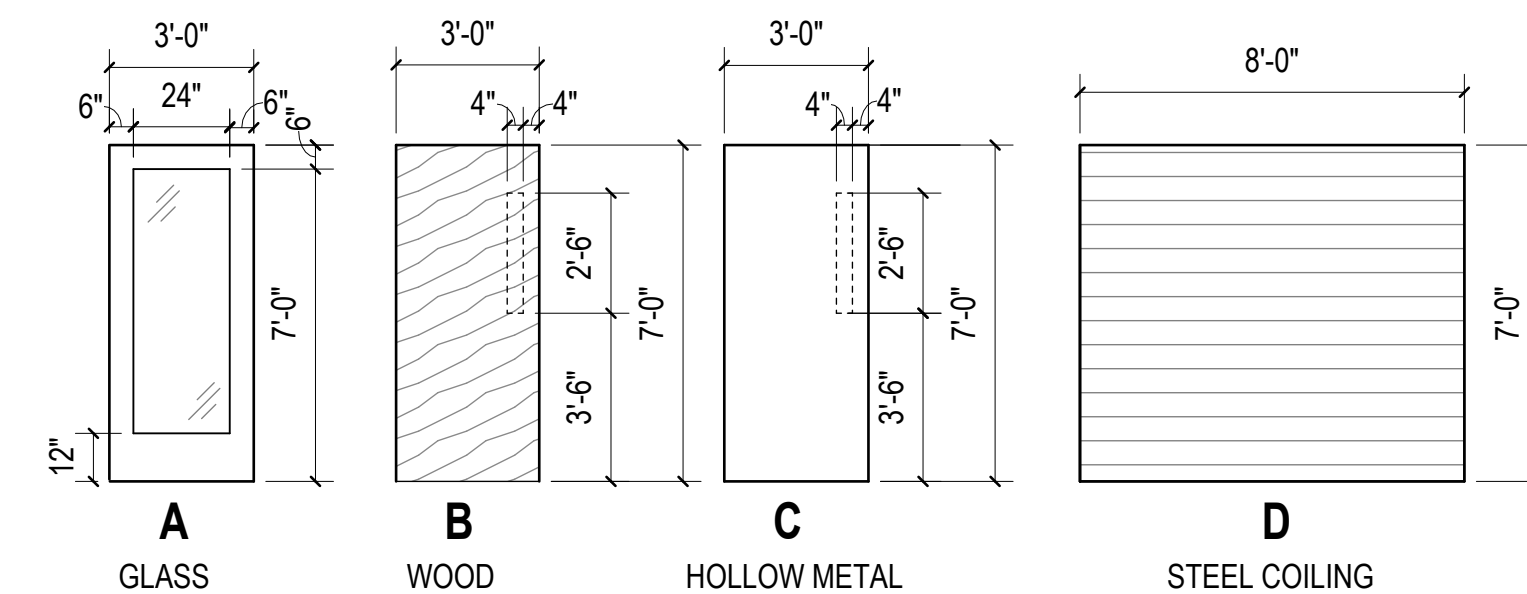
**WINDOW SCHEDULE**

MARK	WIDTH	HEIGHT	MATERIALS		DETAILS				COMMENTS
			FRAME	FINISH	GLAZING	HEAD	JAMB	SILL	
W1	7'-0"	5'-0"	ALUM	ANODIZED	1" INSUL.	E/A-602	F/A-602	G/A-602	
W2	5'-0"	7'-0"	ALUM	ANODIZED	1" INSUL.	B/A-602	C/A-602	D/A-602	

**STOREFRONT SCHEDULE**

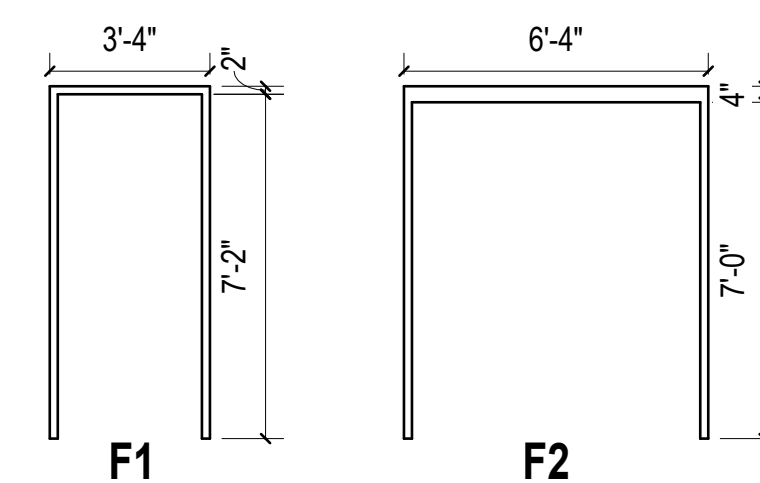
MARK	WIDTH	HEIGHT	MATERIAL	FINISH	GLAZING	HEAD	JAMB	SILL	COMMENTS
S1	12'-0"	10'-0"	ALUM	ANODIZED	1" INSUL.	A/A-601	B/A-601	C/A-601	

**DOOR TYPES**

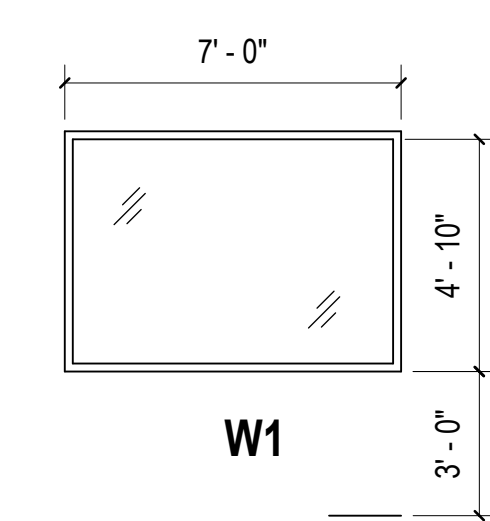


**FRAME TYPES**


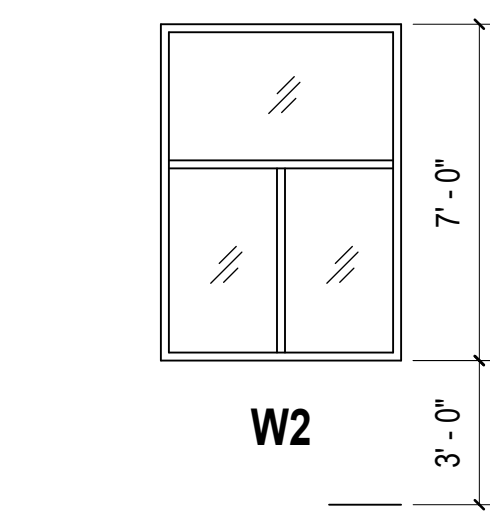
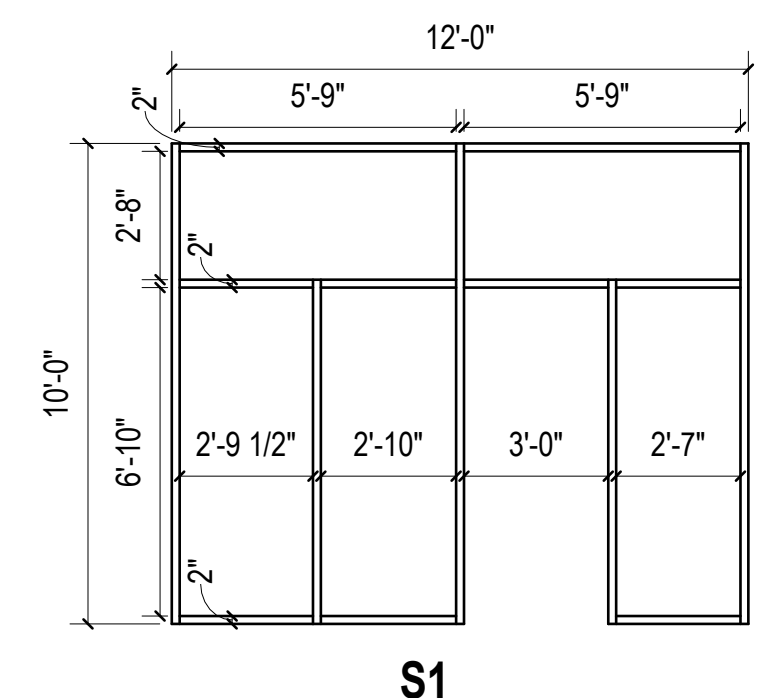
NOTE: HOLLOW METAL FRAMES IN MASONRY WALLS TO HAVE A 4" FRAME @ THE HEAD



**WINDOW TYPES**



**STOREFRONT TYPES**



Revisions	No.	Date

Project Number: 2407.SAFE  
Date: 07/28/25  
Drawn: TRA  
Checked: CBW  
Scale: AS NOTED  
Drawing Title: SCHEDULES & DETAILS

**SCHEDULES & DETAILS**

Sheet Number: 116 Of 158  
Drawing Number: A-601

**A-601**

