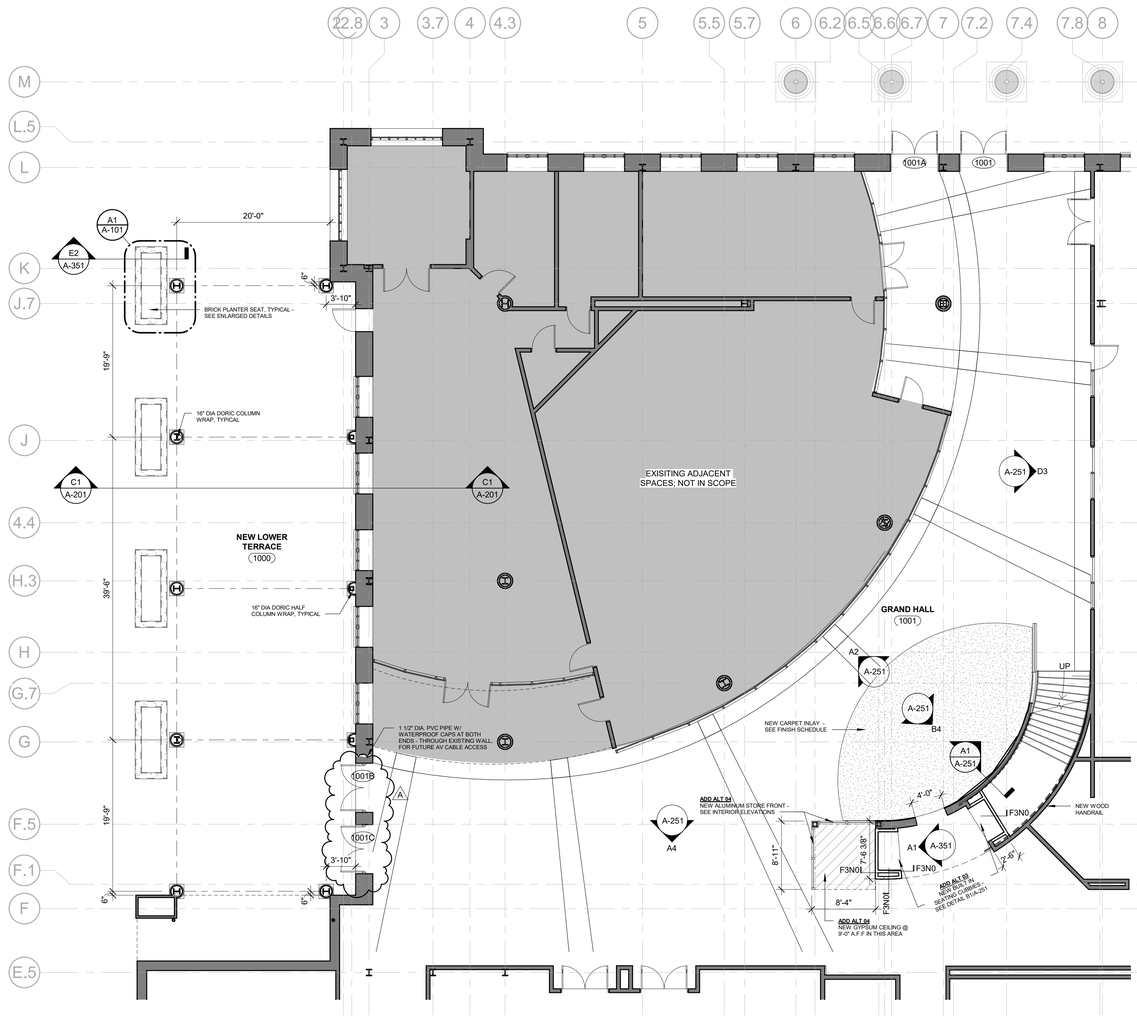

B1 01 LEVEL FLOOR PLAN
1/8" = 1'-0"

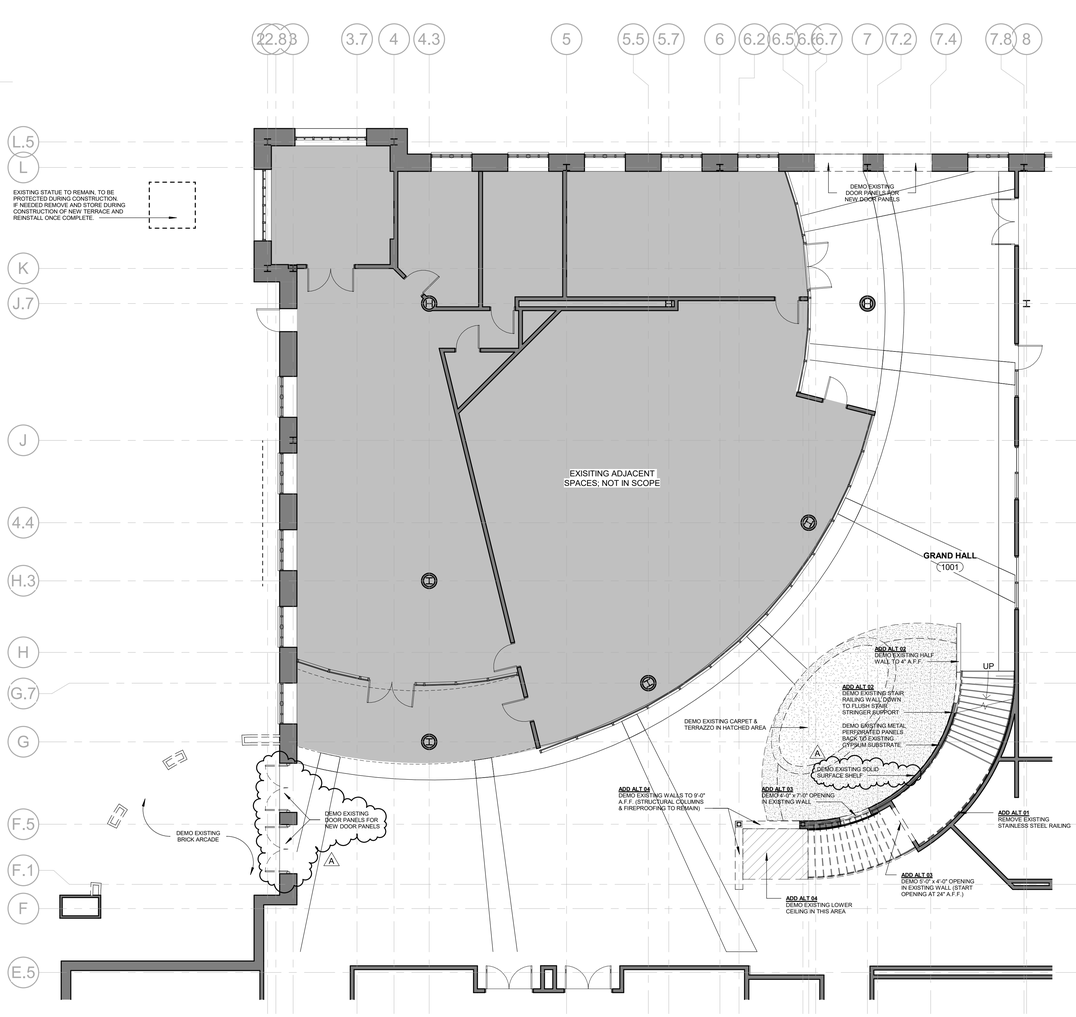

B4 01 LEVEL DEMOLITION PLAN
1/8" = 1'-0"

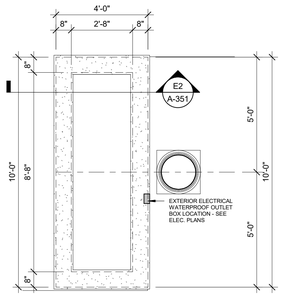

A1 PLANTER ENLARGED PLAN
3/8" = 1'-0"

PARTITION LEGEND

1. ALL INTERIOR METAL STUD PARTITIONS TO BE TYPE F3N0 U.N.O.

NEW NON-RATED PARTITIONS

EXISTING NON-RATED PARTITIONS

AREA NOT IN SCOPE OF WORK

NOTE: SEE SHEET A-101 FOR CONSTRUCTION OF PARTITION TYPES.

FLOOR PLAN NOTES

1. INTERIOR DIMENSIONS INDICATED ARE TO FACE OF STUD AND CENTERLINES OF COLUMNS, UNO.
2. LOCATE DOOR OPENINGS 4" FROM NEAREST PERPENDICULAR WALL.
3. FIRE AND SOUND RATED WALLS/PARTITIONS TO BE CONSTRUCTED TIGHT TO STRUCTURE, PIPING, DUCTWORK AND OTHER PENETRATIONS. ALL WORK IS TO BE BRACED TO STRUCTURE ABOVE.
4. WHERE PARTITIONS OF DIFFERENT FIRE RATINGS INTERSECT, THE HIGHEST RATED PARTITION SHALL CONTINUE THROUGH. MAINTAIN PARTITION FIRE RATING BEHIND RECESSED FIRE EXTINGUISHER CABINETS.
5. INSTALL BLOCKING IN PARTITIONS FOR CASEWORK, WALL MOUNTED EQUIPMENT, TRIM AND RELATED CONSTRUCTION AS INDICATED IN THE SPECIFICATIONS.
6. SEE SHEET A-251 FOR INTERIOR ELEVATIONS, ACCESSORY DESCRIPTIONS & MOUNTING HEIGHTS.
7. SEE SHEET A-110 FOR FINISH SCHEDULE.
8. **ALL NEW WALL OPENINGS INTO STAIR SUPPORT WALL SHALL MAINTAIN THE EXISTING FIRE RATING - SEE UL DETAIL X528 ON SHEET G-001.**

DEMOLITION LEGEND

EXISTING PARTITIONS TO BE DEMOLISHED

EXISTING PARTITIONS TO REMAIN

AREA NOT IN SCOPE OF WORK

DEMOLITION PLAN NOTES

1. DEMOLITION DRAWINGS ARE INTENDED TO SHOW GENERAL AREAS OF DEMOLITION AS WELL AS GENERAL EXISTING CONDITIONS. THEY DO NOT SHOW ALL WORK WHICH MAY BE NECESSARY. COMPARE WITH DRAWINGS INDICATING NEW CONSTRUCTION.
2. REFER TO OTHER DRAWINGS AND SPECIFICATIONS FOR ADDITIONAL INFORMATION ON DEMOLITION. REFER TO MECHANICAL AND ELECTRICAL DRAWINGS FOR ADDITIONAL INFORMATION ON MECHANICAL AND ELECTRICAL DEMOLITION.
3. EXISTING WORK TO REMAIN SHALL BE TEMPORARILY SECURED, BRACED AND STABILIZED UNTIL PERMANENT CONSTRUCTION IS IN PLACE.
4. VERIFY FIELD CONDITIONS PRIOR TO START OF DEMOTION/CONSTRUCTION AND NOTIFY THE ARCHITECT OF ANY DISCREPANCIES.
5. VERIFY THAT CONSTRUCTION INDICATED FOR REMOVAL IS NOT LOAD BEARING OR IS ADEQUATELY SHORED AS INDICATED ON STRUCTURAL DRAWINGS PRIOR TO STARTING ANY WORK.
6. ERECT BARRICADES, FENCES OR OTHER SECURABLE MEANS TO PREVENT UNAUTHORIZED ACCESS INTO CONSTRUCTION ZONES.
7. DO NOT ALLOW MATERIAL AND DEBRIS GENERATED BY DEMOLITION ACTIVITIES TO ACCUMULATE ON THE JOB SITE. REMOVE DAILY AND DISPOSE OF IN A LEGAL MANNER. NO ON-SITE SALE OR BURNING OF REMOVED ITEMS IS PERMITTED.
8. THE CONTRACTOR MUST MAINTAIN ADEQUATE SUPPORT INSULATION, WATERPROOFING, EMERGENCY LIGHTING, SECURITY, ALARMS, ETC. FOR ALL OR PART OF ITEMS WHICH ARE TO REMAIN.
9. TERMINATE AND CAP ANY UTILITY IN WALLS CEILINGS AND FLOORS TO BE REMOVED AND NOT INTENDED FOR REUSE.
10. PREPARE AND PATCH SURFACES THAT RECEIVE NEW FINISHES AS REQUIRED BY REMOVING OR RELOCATING DEVICES, WIRING OR OTHER APPURTENANCES NO LONGER APPROPRIATE FOR THE NEW USE OF THE ROOM.
11. MAINTAIN EXISTING FINISHES, OPERATIONAL CHARACTERISTICS, AND APPEARANCE OF ITEMS SCHEDULED TO REMAIN OR BE REUSED.

UNCW

UNCW CIS BUILDING IMPROVEMENTS

SCO ID # 19-21380-01A

LS3P

101 NORTH THIRD STREET SUITE 500
WILMINGTON, NORTH CAROLINA 28401
TEL. 910.790.9901 FAX 910.790.3111
WWW.LS3P.COM

LS3P ASSOCIATES LTD. REGISTERED ARCHITECTURAL COMPANY CERT. NO. 50417 WILMINGTON, NORTH CAROLINA

LALISA LYNN MILLER REGISTERED ARCHITECT 9139 NORTH CAROLINA WILMINGTON, NC
2020.07.01 10:43:51-04'00'

MEMBERS OF THE AMERICAN INSTITUTE OF ARCHITECTS

COPYRIGHT 2020 ALL RIGHTS RESERVED PRINTED OR ELECTRONIC DRAWINGS AND DOCUMENTATION MAY NOT BE REPRODUCED IN ANY FORM WITHOUT WRITTEN PERMISSION FROM LS3P ASSOCIATES LTD.

REVISIONS:

No.	Description	Date
A	ADDENDUM 1	07.01.2020

PROJECT: 7202-191372
DATE: 05.22.2020
DRAWN BY: EJP, WJE
CHECKED BY: LLM

01 LEVEL DEMO & NEW FLOOR PLANS

A-101

BID DOCUMENTS

C:\Temp\UNCW- CIS Reno_Terrace_2018_joshuaellison.rvt
7/1/2020 10:04:33 AM